



Sylvan Lake

2022
COMMUNITY
PROFILE

This project was made available through Community & Regional Economic Support (CARES) funding, in partnership with the Central Alberta Economic Partnership (CAEP).



V 1.0

August 2022

© 2022 Sylvan Lake

Information in this document is subject to change without notice. Although all data is believed to be the most accurate and up-to-date, the reader is advised to verify all data before making any decisions based upon the information contained in this document.

For further information, please contact:

Amanda Mercer
Economic Development Officer

Town of Sylvan Lake

5012 - 48 Avenue
Sylvan Lake, AB
T4S 1G6

Phone: 403-887-1185 Ext 226

Email: amercer@sylvanlake.ca

Let's Connect



[/TownofSylvanLake](#)



[/town-of-sylvan-lake](#)



[/TownofSylvanLake](#)

Table of Contents

| | |
|--|-----------|
| DATA SOURCES | 6 |
| 1. INTRODUCTION | 7 |
| 1.1. Location | 8 |
| 1.2. Climate | 9 |
| 2. DEMOGRAPHICS | 10 |
| 2.1. Population Size and Growth | 10 |
| 2.2. Age Profile | 11 |
| 2.3. Income | 13 |
| 2.4. Mobility Characteristics | 16 |
| 2.5. Language Characteristics | 17 |
| 2.6. Level of Education | 18 |
| 3. LABOUR FORCE | 21 |
| 3.1. Key Indicators | 21 |
| 3.2. Labour Force by Occupation | 23 |
| 3.3. Labour Force by Industry | 25 |
| 3.4. General Wages by Occupation | 27 |
| 3.5. Largest Employers | 28 |
| 3.6. Place of Work | 30 |
| 4. QUALITY OF LIFE | 32 |
| 4.1. Housing Characteristics | 32 |
| 4.2. Social and Community Services | 34 |
| 4.3. Education | 38 |
| 4.4. Recreational Facilities | 39 |
| 4.6. Local Media | 43 |
| 4.7. Local Institutions | 44 |
| 4.8. Communications Infrastructure | 45 |
| 5. POSTSECONDARY AND PROFESSIONAL DEVELOPMENT TRAINING OPPORTUNITIES | 46 |
| 5.1. Postsecondary | 46 |
| 5.2. Private Institutes and Professional Development Training Programs | 47 |
| 6. TOURISM PARTNERSHIP PROGRAM | 49 |
| 7. TRANSPORTATION AND SHIPPING | 51 |
| 7.1. Highways | 51 |
| 7.2. Rail Services | 54 |
| 7.3. Airports | 55 |
| 8. TAXES AND UTILITIES | 56 |
| 8.1. Local Property Tax Rates | 56 |
| 8.2. Federal and Provincial Income Tax Rates | 56 |
| 8.3. Water/Wastewater and Waste Management | 58 |
| 8.4. Electricity | 63 |
| 8.5. Natural Gas | 64 |
| 9. BUSINESS SUPPORT PROGRAMS AND SERVICES | 66 |
| 9.1. National and Provincial Support | 66 |
| 9.2. Local/Regional Support | 68 |

APPENDIX A – PROVINCIAL AND FEDERAL INCENTIVES.....69

List of Tables

| | |
|---|----|
| Table 1: Sylvan Lake, Average Temperature (°C), 1981-2010 | 9 |
| Table 2: Census Population Change..... | 10 |
| Table 3: Age Distribution, Sylvan Lake and Alberta, 2022..... | 12 |
| Table 4: Total Individual Income Levels, 2021 | 13 |
| Table 5: Household Income Levels, Sylvan Lake and Alberta Households, 2021..... | 15 |
| Table 6: Mobility Rates, Sylvan Lake and Alberta, 2022..... | 16 |
| Table 7: Knowledge of Official Languages, 2022..... | 17 |
| Table 8: Most Common Non-Official Languages Spoken, 2022..... | 17 |
| Table 9: Major Field of Study, Sylvan Lake Residents 15 years and over, 2022..... | 20 |
| Table 10: Labour Force Characteristics, 2022 | 21 |
| Table 11: Labour Force Characteristics, Youth, 2022..... | 22 |
| Table 12: Labour Force by Occupation, 2022 | 24 |
| Table 13: Labour Force by Industry, Sylvan Lake Residents, 2022..... | 26 |
| Table 14: General Wages by Occupation | 27 |
| Table 15: Largest Private Sector Employers..... | 28 |
| Table 16: Largest Public Sector Employers | 29 |
| Table 17: Key/Target Sectors..... | 29 |
| Table 18: Place of Work for Residents of Sylvan Lake, 2016 | 30 |
| Table 19: Place of Residence for Persons Working in Sylvan Lake, 2016 | 30 |
| Table 20: Dwelling Characteristics, 2022 | 32 |
| Table 21: Social and Protective Services..... | 34 |
| Table 22: Elementary and Secondary Schools | 38 |
| Table 23: Radio | 43 |
| Table 24: Print | 43 |
| Table 25: Real Estate Institutions..... | 44 |
| Table 26: Financial Institutions | 44 |
| Table 27: Communications Infrastructure | 45 |
| Table 28: Distance to Urban Centres | 53 |

| | |
|--|----|
| Table 29: Distance to Major US Border Crossings..... | 53 |
| Table 30: Regional Airports | 55 |
| Table 31: Local Property Tax Rates, 2022..... | 56 |
| Table 32: Corporate Taxes – General Corporation (2021/2022) | 56 |
| Table 33: Corporate Taxes – Canadian Controlled (2020/2021) | 57 |
| Table 34: Personal Income Tax, 2021- 2022 | 57 |
| Table 35: Sales Tax..... | 58 |
| Table 36: Residential/Commercial Rates, 2022 | 58 |
| Table 37: Landfill and Tipping Fees | 59 |
| Table 38: Commercial Rates, Fortis Alberta | 63 |
| Table 39: General and Large Service Rates, 2019..... | 64 |
| Table 40: Natural Gas Distribution - North Delivery Service Rates..... | 65 |
| Table 43: National and Provincial Business Support Organizations | 66 |
| Table 44: Local Business Support..... | 68 |


List of Figures

| | |
|---|----|
| Figure 1: Sylvan Lake Location Map | 8 |
| Figure 2: Sylvan Lake, Temperature and Precipitation Averages, 1981-2010 | 9 |
| Figure 3: Age Distribution Chart, Sylvan Lake, 2006-2021 | 11 |
| Figure 4: Employment Income Levels, Sylvan Lake and Alberta Residents, 15+, 2021..... | 14 |
| Figure 5: Educational Attainment, Sylvan Lake and Alberta Residents ages 25-64, 2022..... | 18 |
| Figure 6: Major Field of Study, Population Aged 15 Years or Older, 2022 | 19 |
| Figure 7: Labour Force by Occupation, 2022 | 23 |
| Figure 8: Largest Employment Sectors, Sylvan Lake and Alberta, 2022..... | 25 |
| Figure 9: Structure type by Occupied Dwelling, 2022 | 33 |

DATA SOURCES

Please note that every effort has been made to use the most current data available. The major sources of information for this document are:

- The 2006, 2011, 2016, and 2021 Census from Statistics Canada; and
- Manifold SuperDemographics data is 2022 from Manifold Data Mining Inc.



The most recent Census was conducted in 2021. Though most data has not yet been released from this Census, population figures have been updated and included in this document. SuperDemographics 2022 is the most up-to-date estimation of population characteristics, based on mathematical models that draw from various data sources.

Manifold Projection Method

Manifold estimates demographic data annually, including population projections for 5 and 10 years in the future. Manifold methodologies are based on the following techniques:

- Enhanced cohort survival methods;
- Nearest neighbourhood and regression techniques; and
- Structural coherence techniques.

Manifold Data Sources include:

| | |
|---|---|
| Statistics Canada | Real Estate Boards/Companies |
| Health Canada | Canadian Bankers Association |
| Regional Health Ministries | Bank of Canada |
| Citizenship and Immigration Canada | Canada Post Corporation |
| Regional School Boards | Consumer and business directories books |
| Proprietary survey and research | Flyer Distribution Association |
| Publications of hospitals, CMHC, BBM and partners | |

1. INTRODUCTION

Sylvan Lake, Consider Yourself Invited!



Sylvan Lake is situated on the southeast edge of Sylvan Lake, a 15-kilometre-long freshwater lake in Red Deer County. Sylvan Lake was originally settled by French-speaking immigrants from Quebec and the United States in 1899. The completion of the Canadian Northern rail line to Rocky Mountain House and Nordegg in 1912 and the parallel Canadian Pacific rail line (CPR) in 1914 opened the settlement and resulted in the incorporation of Sylvan Lake in 1913. Farming quickly became a mainstay in the area.

Over time, Sylvan Lake has become a favourite vacationing spot for families from both Edmonton and Calgary. The lake is a popular destination for tourists from around Alberta, with over 1.5 million visitors each year. Popular visitor activities include swimming, boating, paddle boarding, and jet-skiing in the summer, and ice fishing, skating, hockey and outdoor festivals are highlights of the winter, spring and fall. Sylvan Lake is a vibrant lakeside community with a high-quality lifestyle that respects the environment, provides diverse economic opportunities, and values efficient, inclusive, and transparent government. Sylvan Lakers are very proud of their community and enjoy access to recreational activities that are unique to a lakeside community.

Key Economic Drivers

1. Tourism (4 Season)
2. Manufacturing
3. Professional, Scientific and Technical Services
4. Oil and Gas Supply & Service
5. Value-added Agriculture

Incentives for Businesses

- ✓ No provincial sales tax
- ✓ No payroll taxes
- ✓ No inventory taxes
- ✓ No off-site levies

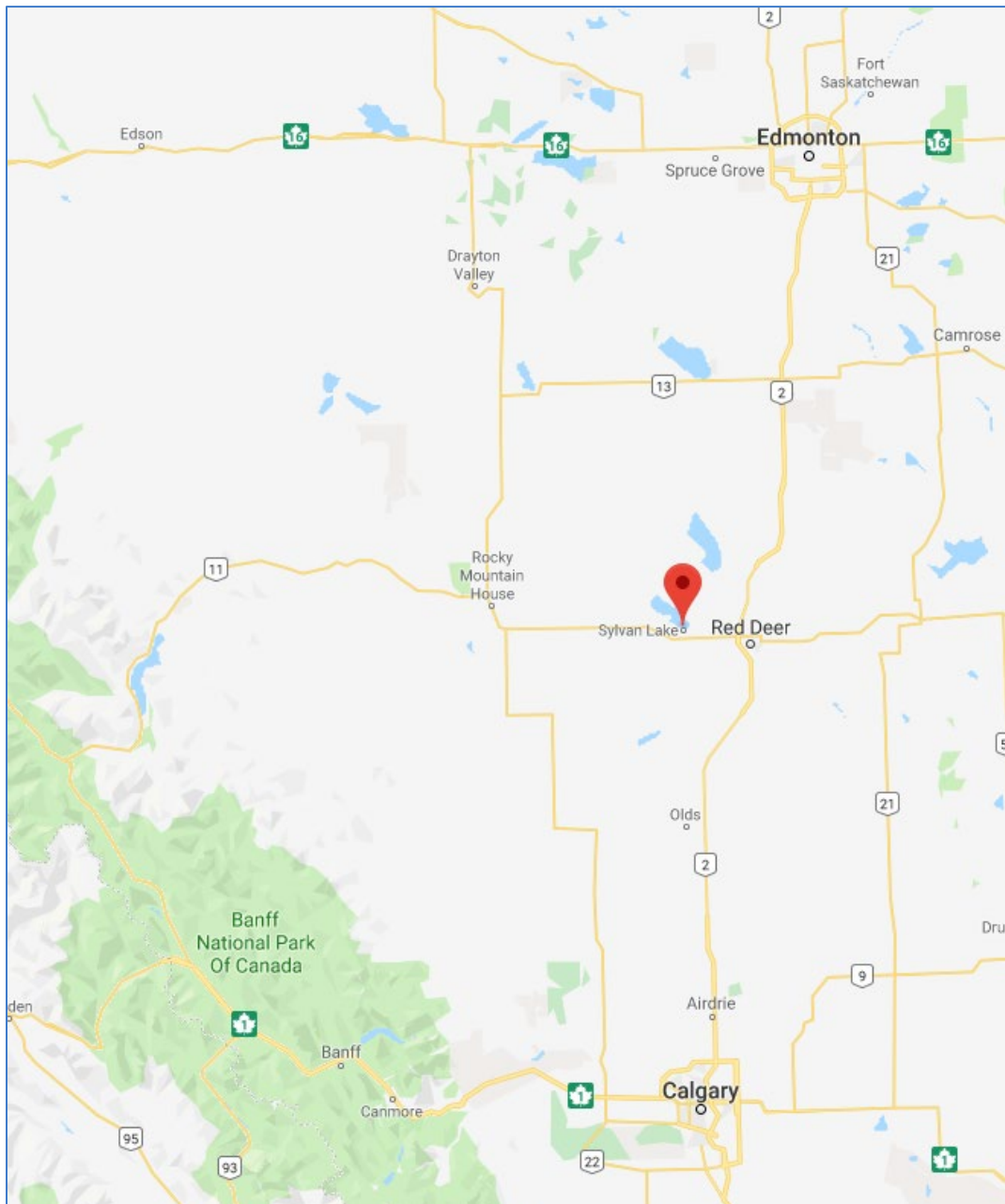


1.1. Location

The Town of Sylvan Lake is located 24 kilometres (15 mi) west of the City of Red Deer along Highway 11 and Highway 20. Alberta's two most populated urban areas, Edmonton and Calgary, are accessible via Highway 2, which runs north and south and intersects with Highway 11 and 11A at Red Deer.



Figure 1: Sylvan Lake Location Map



Source: Google Maps, McSweeney & Associates, 2022

1.2. Climate

Sylvan Lake climatic data was retrieved from the Government of Canada’s Nearest Environment Canada Station. The most recent longitudinal information presents data from 1981-2010. Table 1 and Figure 2 illustrate precipitation levels and average and extreme temperatures.


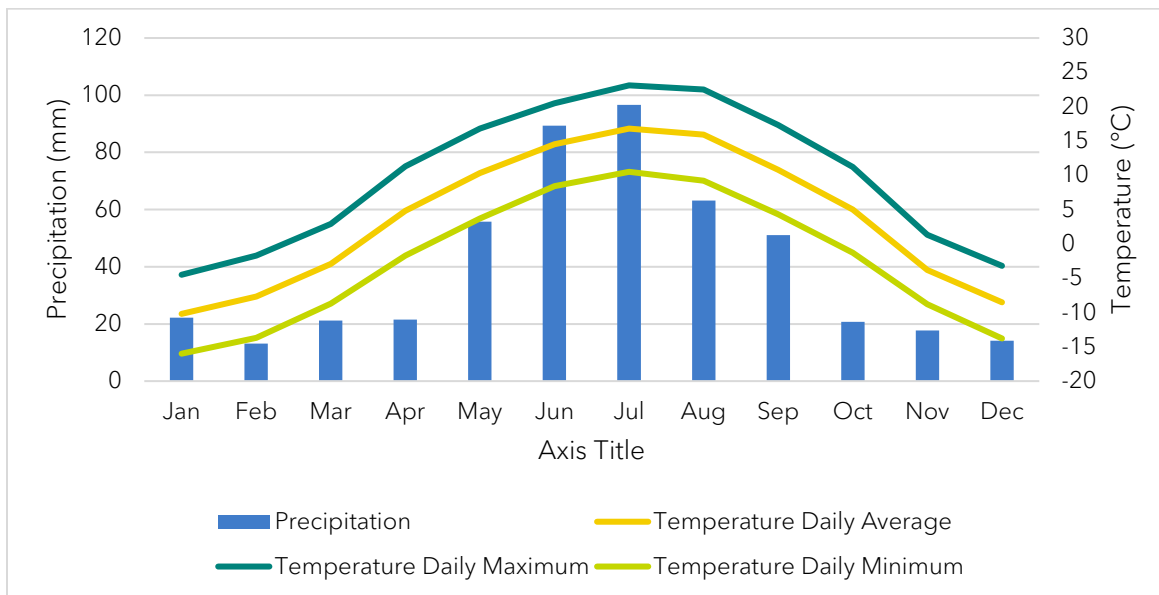


Table 1: Sylvan Lake, Average Temperature (°C), 1981-2010

| Temp. (°C) | Jan | Feb | Mar | Apr | May | Jun | Jul | Aug | Sep | Oct | Nov | Dec |
|-----------------|-------|-------|-------|-------|------|------|------|------|------|------|------|-------|
| Daily Average | -10.2 | -7.7 | -2.9 | 4.8 | 10.3 | 14.5 | 16.8 | 15.9 | 10.8 | 5 | -3.8 | -8.5 |
| Daily Maximum | -4.5 | -1.7 | 2.9 | 11.3 | 16.8 | 20.5 | 23.1 | 22.5 | 17.3 | 11.2 | 1.3 | -3.2 |
| Daily Minimum | -16 | -13.7 | -8.7 | -1.7 | 3.7 | 8.4 | 10.5 | 9.2 | 4.3 | -1.3 | -8.8 | -13.8 |
| Extreme Maximum | 13.5 | 18 | 19 | 29.4 | 32 | 33.5 | 34.5 | 36 | 33.5 | 29 | 22.8 | 16.5 |
| Extreme Minimum | -41.5 | -41.5 | -36.7 | -26.7 | -8 | -1.1 | 1.7 | -2.5 | -8 | -25 | -35 | -43.3 |

Source: Environment Canada, Station. Temperature and Precipitation Graph for 1981 to 2010 Canadian Climate. Weather Station: [Red Deer](#).

Figure 2: Sylvan Lake, Temperature and Precipitation Averages, 1981-2010



Source: Environment Canada, Station. Temperature and Precipitation Graph for 1981 to 2010 Canadian Climate. Weather Station: [Red Deer](#).

2. DEMOGRAPHICS

2.1. Population Size and Growth

Between 2011 and 2021, the census population in Sylvan Lake grew considerably from 12,362 to 15,995 (see Table 2), an increase of approximately 3,633 individuals. Those substantial growth rates are expected to continue over the next decade, as Sylvan Lake is projected to reach close to 20,000 residents by 2032.¹



Table 2: Census Population Change

| Population | 2011 | 2016 | 2021 | 2022 | 2027 | 2032 |
|--------------------|-----------|-----------|-----------|-----------|-----------|-----------|
| Sylvan Lake | 12,362 | 14,820 | 15,995 | 16,961 | 18,294 | 19,637 |
| % Change | 21.14% | 19.88% | 7.93% | / | 7.86% | 7.34% |
| | 2011 | 2016 | 2021 | 2022 | 2027 | 2032 |
| Alberta | 3,645,257 | 4,067,175 | 4,262,635 | 4,491,760 | 4,715,899 | 4,938,018 |
| % Change | 10.79% | 11.57% | 4.81% | / | 4.99% | 4.71% |

Source: Statistics Canada Census Profiles 2011, 2016, 2021 and Manifold SuperDemographics 2022

* = Estimates, n/c = not comparable

This growth is projected to nearly double the province's (15.8% locally compared to 9.9% at the provincial level).

15.8%
population growth projection over the next 10 years!

¹ Please note, different tables within the document may refer to different "total population" figures. These figures represent the total population for that statistic - reliable data for those figures may not be available for the entire population and therefore use a slightly smaller sample size.

2.2. Age Profile

Figure 3 illustrates changes to Sylvan Lake's population by age, over the past 15 years.

Sylvan Lake's population has gotten somewhat older over the previous 15 years, with its share of youth (ages 0-29) decreasing from 47.8% in 2006 to 40.2% in 2021. Moreover, its retirement-aged population (65+) has increased from 6.9% in 2006 to 11.7% in 2021. This indicates a shift in the makeup of the local population and suggests that a differing approach to community engagement may be needed in the coming years to adjust for this new demographic breakdown.



Figure 3: Age Distribution Chart, Sylvan Lake, 2006-2021




Source: Statistics Canada Census.

Table 3 shows 2022 population estimates by age group.

Table 3: Age Distribution, Sylvan Lake and Alberta, 2022

| Characteristics | Sylvan Lake | Sylvan Lake | Alberta |
|-------------------------|---------------|-------------|-------------|
| Total Population | 16,961 | 100% | 100% |
| 0 to 4 years | 1064 | 6.3% | 5.8% |
| 5 to 9 years | 1166 | 6.9% | 6.1% |
| 10 to 14 years | 1204 | 7.1% | 6.2% |
| 15 to 19 years | 1121 | 6.6% | 5.8% |
| 20 to 24 years | 1034 | 6.1% | 6.1% |
| 25 to 29 years | 1231 | 7.3% | 6.7% |
| 30 to 34 years | 1364 | 8.0% | 7.6% |
| 35 to 39 years | 1465 | 8.6% | 8.0% |
| 40 to 44 years | 1318 | 7.8% | 7.3% |
| 45 to 49 years | 1094 | 6.5% | 6.5% |
| 50 to 54 years | 995 | 5.9% | 6.1% |
| 55 to 59 years | 966 | 5.7% | 6.2% |
| 60 to 64 years | 957 | 5.6% | 6.2% |
| 65 to 69 years | 789 | 4.7% | 5.3% |
| 70 to 74 years | 542 | 3.2% | 3.9% |
| 75 to 79 years | 323 | 1.9% | 2.7% |
| 80 to 84 years | 198 | 1.2% | 1.7% |
| 85 years and over | 128 | 0.8% | 1.8% |



Source: McSweeney & Associates from Manifold Data Mining Inc. SuperDemographics 2022.

2.3. Income

Table 4 shows the breakdown of total individual incomes in 2021². In 2021, the median total income for all Sylvan Lake residents 15 years and over was \$58,470. Approximately 48.8% of residents earned over \$50,000 in 2021, and 22.7% of residents earned over \$90,000.



Table 4: Total Individual Income Levels, 2021

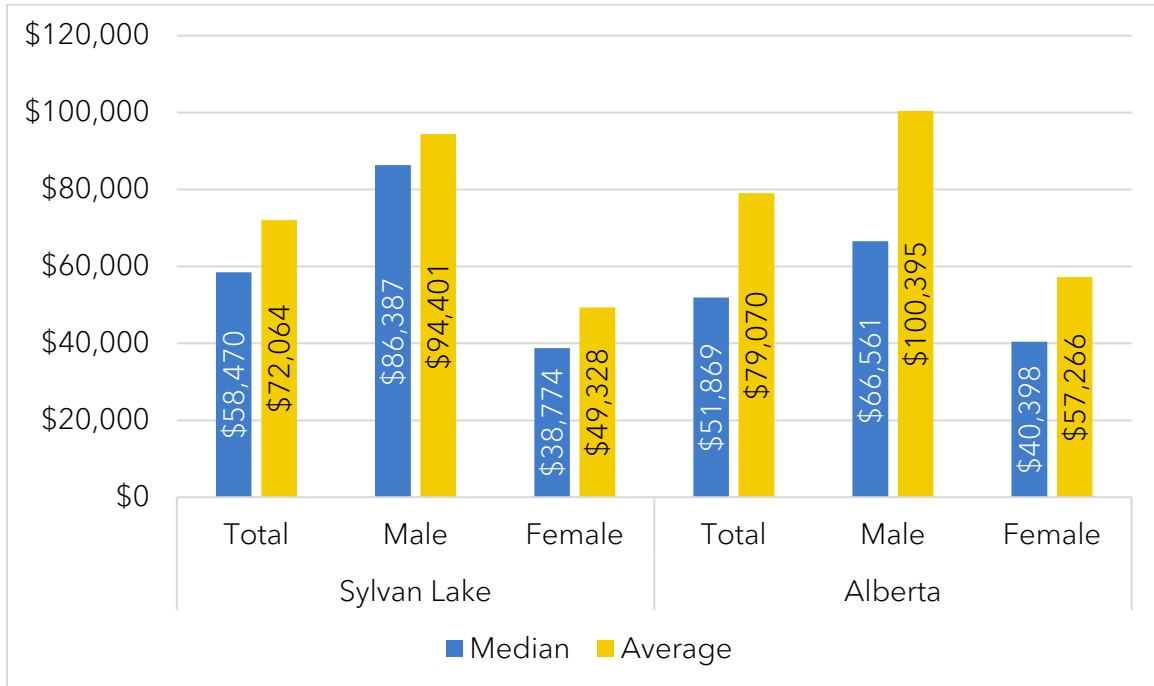
| Characteristic | Total | Male | Female |
|---------------------------------|----------|----------|----------|
| Total 15 years and over | 13,526 | 6,704 | 6,822 |
| Without total income | 605 | 263 | 341 |
| With total income | 12,922 | 6,441 | 6,481 |
| Under \$10,000 (including loss) | 770 | 102 | 547 |
| \$10,000 to \$19,999 | 1,592 | 196 | 1,136 |
| \$20,000 to \$29,999 | 1,413 | 346 | 1,138 |
| \$30,000 to \$39,999 | 1,348 | 469 | 880 |
| \$40,000 to \$49,999 | 1,203 | 480 | 726 |
| \$50,000 to \$59,999 | 1,109 | 541 | 587 |
| \$60,000 to \$69,999 | 951 | 517 | 457 |
| \$70,000 to \$79,999 | 827 | 523 | 332 |
| \$80,000 to \$89,999 | 639 | 487 | 199 |
| \$90,000 to \$99,999 | 613 | 466 | 154 |
| \$100,000 and over | 2,459 | 2,315 | 326 |
| Characteristic | Total | Male | Female |
| Median total income \$ | \$58,470 | \$86,387 | \$38,774 |
| Average total income \$ | \$72,064 | \$94,401 | \$49,328 |

Source: McSweeney & Associates from Manifold Data Mining Inc. SuperDemographics 2022 *(2021 incomes).

Male-female income disparity was stark in 2021, with males earning average incomes nearly double females. The median total income for males in Sylvan Lake was more than double females, as the median income for males (\$86,387) was \$47,613 higher than for females (\$38,775). Figure 4 (following page) presents employment income levels for males and females in Sylvan Lake and Alberta.

² Please note that the 2022 Manifold data uses 2021 income data, as it is the most recent information available.

Figure 4: Employment Income Levels, Sylvan Lake and Alberta Residents, 15+, 2021



Source: McSweeney & Associates from Manifold Data Mining Inc. SuperDemographics 2022



Table 5 illustrates that median household incomes are slightly higher in Sylvan Lake than they are in Alberta more broadly. However, average household income levels are slightly lower when compared to the rest of Alberta, suggesting that Sylvan Lake's top earners are not quite as prolific as those across the remainder of the province.

Table 5: Household Income Levels, Sylvan Lake and Alberta Households, 2021

| Characteristic | Sylvan Lake | Sylvan Lake % | Alberta % |
|--|------------------|---------------|------------------|
| Total - Total household income groups for private households | 6,787 | 100% | 100% |
| Under \$5,000 | 56 | 0.8% | 0.8% |
| \$5,000 to \$9,999 | 55 | 0.8% | 0.9% |
| \$10,000 to \$14,999 | 56 | 0.8% | 1.1% |
| \$15,000 to \$19,999 | 73 | 1.1% | 1.6% |
| \$20,000 to \$24,999 | 134 | 2.0% | 2.5% |
| \$25,000 to \$29,999 | 160 | 2.4% | 2.5% |
| \$30,000 to \$34,999 | 170 | 2.5% | 2.7% |
| \$35,000 to \$39,999 | 197 | 2.9% | 2.9% |
| \$40,000 to \$44,999 | 191 | 2.8% | 3.0% |
| \$45,000 to \$49,999 | 208 | 3.1% | 3.1% |
| \$50,000 to \$59,999 | 305 | 4.5% | 4.9% |
| \$60,000 to \$69,999 | 363 | 5.3% | 5.8% |
| \$70,000 to \$79,999 | 384 | 5.7% | 6.0% |
| \$80,000 to \$89,999 | 365 | 5.4% | 6.0% |
| \$90,000 to \$99,999 | 410 | 6.0% | 6.0% |
| \$100,000 and over | 3,660 | 53.9% | 50.2% |
| Median household total income (\$) | \$122,056 | | \$113,175 |
| Average household total income (\$) | \$134,910 | | \$153,665 |

Source: McSweeney & Associates from Manifold Data Mining Inc. SuperDemographics 2022 (2021 incomes).

2.4. Mobility Characteristics

Sylvan Lake residents were more likely to change place of residence within one or five years, relative to Alberta residents. Specifically, over the last five years, 54.49% of Sylvan Lake residents had moved, compared to 46.7% of Albertans (Table 6). This is not surprising, given the population growth figures noted above.



Table 6: Mobility Rates, Sylvan Lake and Alberta, 2022

| Characteristics | Sylvan Lake | Sylvan Lake | Alberta |
|---|---------------|-------------|-------------|
| Mobility status – place of residence year ago³ | | | |
| Total population | 16,724 | 100% | 100% |
| Non-movers ⁴ | 13,060 | 78.1% | 83.9% |
| Movers ⁵ | 3,664 | 21.9% | 16.1% |
| Non-migrants ⁶ | 1717 | 10.3% | 10.5% |
| Migrants ⁷ | 1947 | 11.6% | 5.6% |
| Internal migrants | 1907 | 11.4% | 4.4% |
| Intra-provincial migrants | 1570 | 9.4% | 3.2% |
| Interprovincial migrants | 337 | 2.0% | 1.2% |
| External migrants | 40 | 0.2% | 1.2% |
| Mobility status – place of residence status five years ago | | | |
| Total population | 15,601 | 100% | 100% |
| Non-movers | 7,108 | 45.6% | 53.3% |
| Movers | 8,493 | 54.4% | 46.7% |
| Non-migrants | 3132 | 20.1% | 25.5% |
| Migrants | 5,360 | 34.4% | 21.2% |
| Internal migrants | 5,061 | 32.4% | 15.6% |
| Intra-provincial migrants | 3,841 | 24.6% | 9.3% |
| Interprovincial migrants | 1220 | 7.8% | 6.3% |
| External migrants | 299 | 1.9% | 5.6% |

Source: McSweeney & Associates from Manifold Data Mining Inc. SuperDemographics 2022.

³ Refers to the relationship between a person's usual place of residence on Census Day and their usual place of residence one year earlier. A person is classified as a non-mover if no difference exists. Otherwise, a person is classified as a mover and this categorization is called Mobility status (1 year ago). Within the category of movers, a further distinction is made between non-migrants and migrants; this difference is called migration status.

⁴ Non-movers are persons who, on Census Day, were living at the same address as which they resided one year earlier.

⁵ Movers are persons who, on Census Day, were living at a different address from the one at which they resided one year earlier.

⁶ Non-migrants are movers who, on Census Day, were living at a different address, but in the same census subdivision (CSD) as the one they lived in one year earlier.

⁷ Migrants are movers who, on Census Day, were residing in a different CSD one year earlier (internal migrants) or who were living outside Canada one year earlier (external migrants).

2.5. Language Characteristics

Table 7 indicates knowledge of Canada’s official languages. Very few residents (an estimate of 5) in Sylvan Lake speak neither English or French, which is 1.5% less than the provincial figure (1.5%), though slightly fewer speak French (6.7% of Alberta residents and 1.4% of Sylvan Lake residents speak either French or English and French).



Table 7: Knowledge of Official Languages, 2022

| Characteristics | Total | Sylvan Lake | Alberta |
|----------------------------|---------------|-------------|-------------|
| Total population | 16,961 | 100% | 100% |
| English | 16,718 | 98.6% | 91.8% |
| French | 237 | 1.4% | 0.1% |
| English and French | 0 | 0.0% | 6.6% |
| Neither English nor French | 5 | 0.0% | 1.5% |

Source: McSweeney & Associates from Manifold Data Mining Inc. SuperDemographics 2022.

Table 8 builds upon Table 7 by illustrating the most common languages *outside of the official languages of Canada* that are spoken in Sylvan Lake.

Table 8: Most Common Non-Official Languages Spoken, 2022

| Characteristics | Total | Sylvan Lake |
|--|------------|-------------|
| Total population with knowledge of non-official languages | 645 | 100% |
| Tagalog (Pilipino, Filipino) | 132 | 20.5% |
| German | 109 | 16.9% |
| Russian | 41 | 6.4% |
| Dutch | 40 | 6.2% |
| Spanish | 33 | 5.1% |
| Punjabi (Panjabi) | 27 | 4.2% |

Source: McSweeney & Associates from Manifold Data Mining Inc. SuperDemographics 2022.

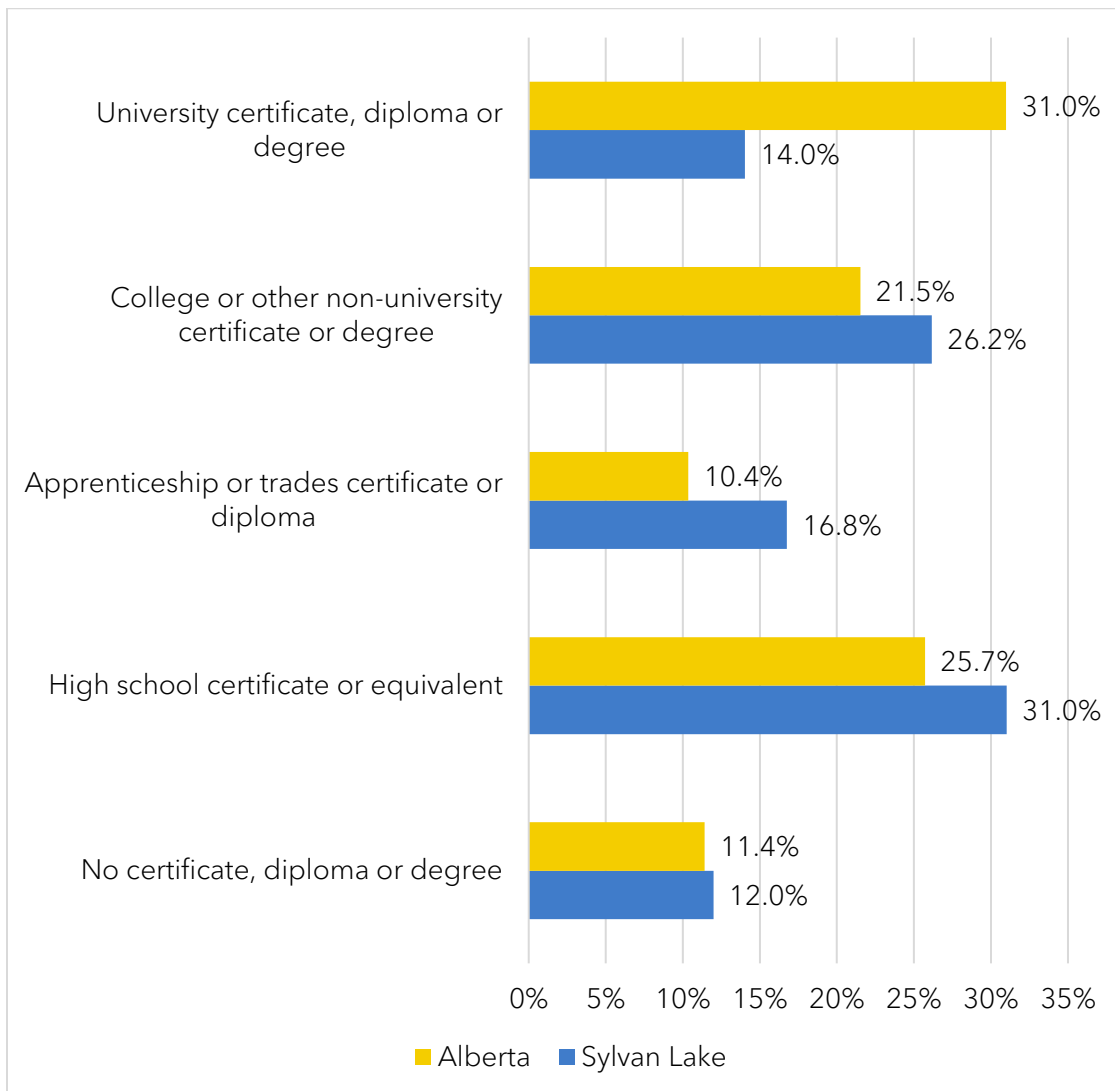
2.6. Level of Education

Figure 5 illustrates educational attainment for residents ages 25 to 64 in Sylvan Lake and Alberta. While Alberta’s population is more likely to have attained a university certificate, diploma or degree, Sylvan Lake residents are more likely to have a *college or other non-university certificate or degree, or apprenticeship or trades certificate or diploma*.



Over one out of every four Sylvan Lake residents (26.2%) have a “college or other non-university certificate or degree”.

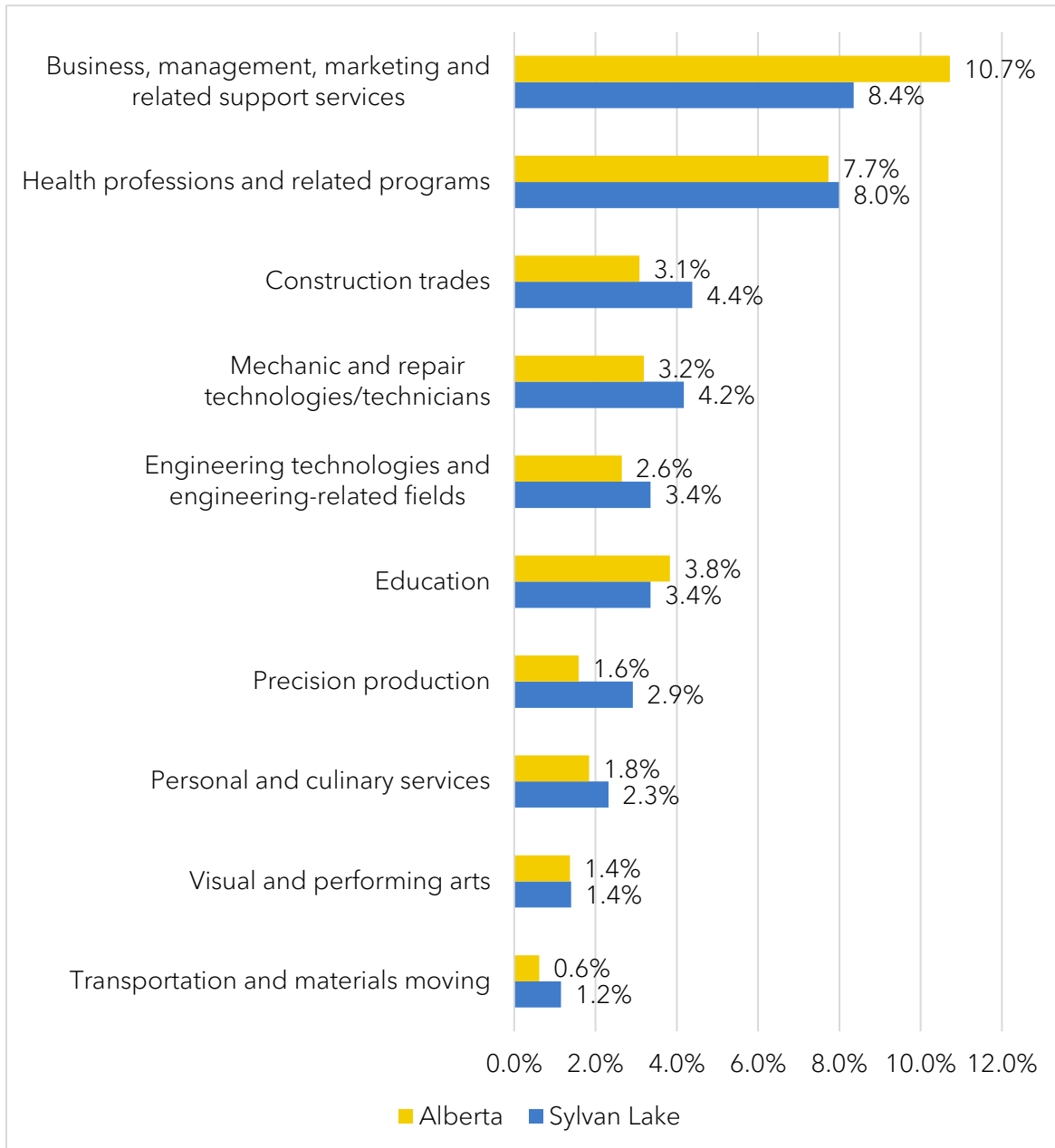
Figure 5: Educational Attainment, Sylvan Lake and Alberta Residents ages 25-64, 2022



Source: McSweeney & Associates from Manifold Data Mining Inc. SuperDemographics 2022.

Figure 6 and Table 9 illustrate major subfields of study for residents ages 15 years and older. The most prominent subfield of study, with over 8.4% of residents completing their education within the field, is “business, management, marketing and related support services”. The only other field with more than 4.5% representation was “health professions and related programs”, which was completed by 8.0% of residents.

Figure 6: Major Field of Study, Population Aged 15 Years or Older, 2022



Source: McSweeney & Associates from Manifold Data Mining Inc. SuperDemographics 2022.

When breaking down major field of study for residents in Sylvan Lake by sex it becomes clear that there are significant differences in fields of study undertaken. Notably, males over 15 in Sylvan Lake are much more likely to have studied *architecture, engineering and related technologies*, while females were much more likely to have pursued educational training in *health and related fields* or *business, management and public administration*.

Table 9: Major Field of Study, Sylvan Lake Residents 15 years and over, 2022

| Field of Study | Total | Female | Male |
|---|-------|--------|------|
| No postsecondary certificate, diploma or degree | 49% | 48% | 51% |
| Architecture, engineering, and related technologies | 16% | 2% | 29% |
| Business, management and public administration | 9% | 14% | 4% |
| Health and related fields | 9% | 15% | 2% |
| Personal, protective and transportation services | 4% | 5% | 4% |
| Social and behavioural sciences and law | 3% | 5% | 1% |
| Education | 3% | 5% | 1% |
| Visual and performing arts, and communications technologies | 2% | 2% | 2% |
| Agriculture, natural resources and conservation | 1% | 1% | 2% |
| Mathematics, computer and information sciences | 1% | 1% | 1% |
| Humanities | 1% | 1% | 1% |
| Physical and life sciences and technologies | 1% | 0% | 1% |
| Other | 0% | 0% | 0% |

Source: McSweeney & Associates from Manifold Data Mining Inc. SuperDemographics 2022.



3. LABOUR FORCE

3.1. Key Indicators

Sylvan Lake is home to a labour force of approximately 9,852 individuals. As illustrated in Table 10, the labour force participation and employment rate are in line with Alberta's while the unemployment rate is higher. These data suggest that Sylvan Lake residents are as engaged in the labour force as Alberta residents but are slightly less likely to find work when compared to the broader Alberta labour force.



Table 10: Labour Force Characteristics, 2022

| Characteristic | Sylvan Lake | Alberta |
|---|---------------|-----------|
| Total population aged 15 years and older | 13,526 | 3,677,898 |
| In the labour force | 9,852 | 2,576,081 |
| Employed | 8,203 | 2,292,080 |
| Unemployed | 1,649 | 284,002 |
| Not in the labour force | 3,675 | 1,101,817 |
| Participation rate % | 72.83 | 70.04 |
| Employment rate % | 60.64 | 62.32 |
| Unemployment rate % | 16.74 | 11.02 |

Source: McSweeney & Associates from Manifold Data Mining Inc. SuperDemographics 2022.



Sylvan Lake’s youth are more actively engaged in the labour force when compared to Alberta youth. On a similarly positive note, they are also more likely to be employed (57.51% locally compared to 50.52% at the provincial level) and have a lower unemployment rate (18.63% compared to 21.57% provincially).

Table 11: Labour Force Characteristics, Youth, 2022

| Characteristic | Sylvan Lake | Alberta |
|---|--------------|---------|
| Total population aged 15 to 24 years old | 2,155 | 535,544 |
| In the labour force | 1,523 | 344,953 |
| Employed | 1239 | 270,555 |
| Unemployed | 284 | 74,398 |
| Not in the labour force | 632 | 190,591 |
| Participation rate % | 70.69 | 64.41 |
| Employment rate % | 57.51 | 50.52 |
| Unemployment rate % | 18.63 | 21.57 |

Source: McSweeney & Associates from Manifold Data Mining Inc. SuperDemographics 2022.

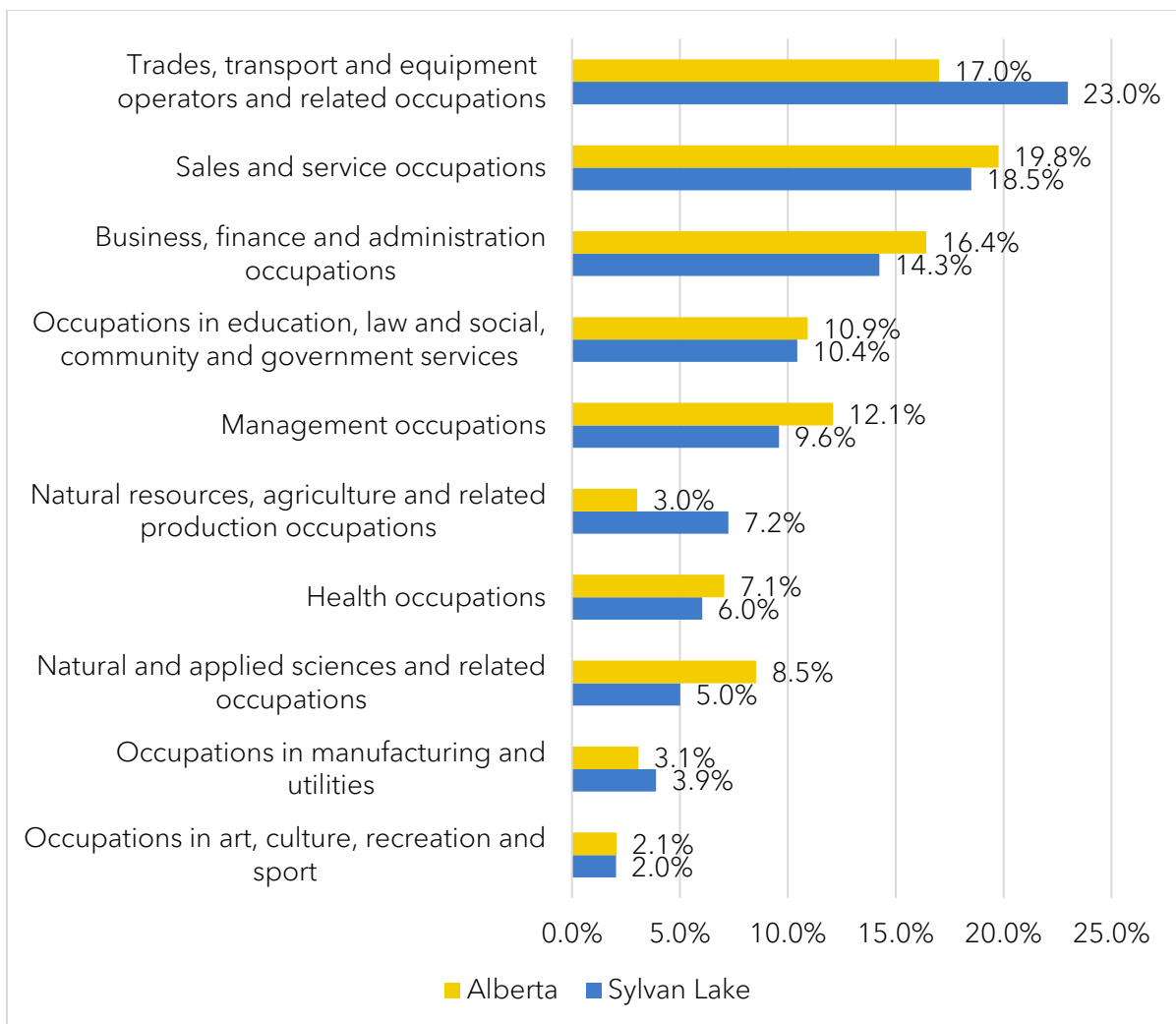


3.2. Labour Force by Occupation

Figure 7 and Table 12 illustrate Sylvan Lake's labour force make up by occupation:

- 'Trades, transport and equipment operators and related occupations' are the largest occupation group (23.0% of residents work within this occupation class) in Sylvan Lake.
- 'Occupations in art, culture, recreation and sport' are the least intensive in Sylvan Lake, representing 2.0% of occupations. This occupation is similarly concentrated compared to the sector across all of Alberta (2.1%)

Figure 7: Labour Force by Occupation⁸, 2022



Source: McSweeney & Associates from Manifold Data Mining Inc. SuperDemographics 2022.

⁸Occupation data are produced according to the NOC 2016:
<http://www.statcan.gc.ca/eng/subjects/standard/noc/2016/index>

Table 12 compares male and female employment counts by occupation. As can be seen:

- The occupation class with the highest percentage of females in the workforce are **health occupations (89% female/11% male)**
- The occupation with the highest percentage of males in the workforce are **occupations in manufacturing and utilities (93% male/7% female)**

Table 12: Labour Force by Occupation, 2022

| Characteristic | Male | Percentage of Occupation | Female | Percentage of Occupation |
|---|--------------|--------------------------|--------------|--------------------------|
| Total labour force 15 years and over by occupation | 5,259 | 53% | 4,592 | 47% |
| Occupation - Not applicable | 183 | 46% | 211 | 54% |
| All occupations | 5,077 | 54% | 4,382 | 46% |
| 0 Management occupations | 569 | 63% | 338 | 37% |
| 1 Business, finance and administration occupations | 220 | 16% | 1128 | 84% |
| 2 Natural and applied sciences and related occupations | 390 | 82% | 84 | 18% |
| 3 Health occupations | 62 | 11% | 509 | 89% |
| 4 Occupations in education, law and social, community and government services | 231 | 23% | 756 | 77% |
| 5 Occupations in art, culture, recreation and sport | 48 | 25% | 145 | 75% |
| 6 Sales and service occupations | 572 | 33% | 1178 | 67% |
| 7 Trades, transport and equipment operators and related occupations | 2,021 | 93% | 153 | 7% |
| 8 Natural resources, agriculture and related production occupations | 623 | 91% | 63 | 9% |
| 9 Occupations in manufacturing and utilities | 341 | 93% | 27 | 7% |

Source: McSweeney & Associates from Manifold Data Mining Inc. SuperDemographics 2022.

3.3. Labour Force by Industry

Figure 8 illustrates the top 15 employment sectors in Sylvan Lake. The largest employment sectors are 'Mining and oil and gas extraction' (13.6%) and 'Construction' (12.8%). Together these two sectors represent over one in every four jobs within Sylvan Lake (combined 26.4%).

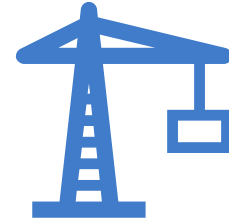
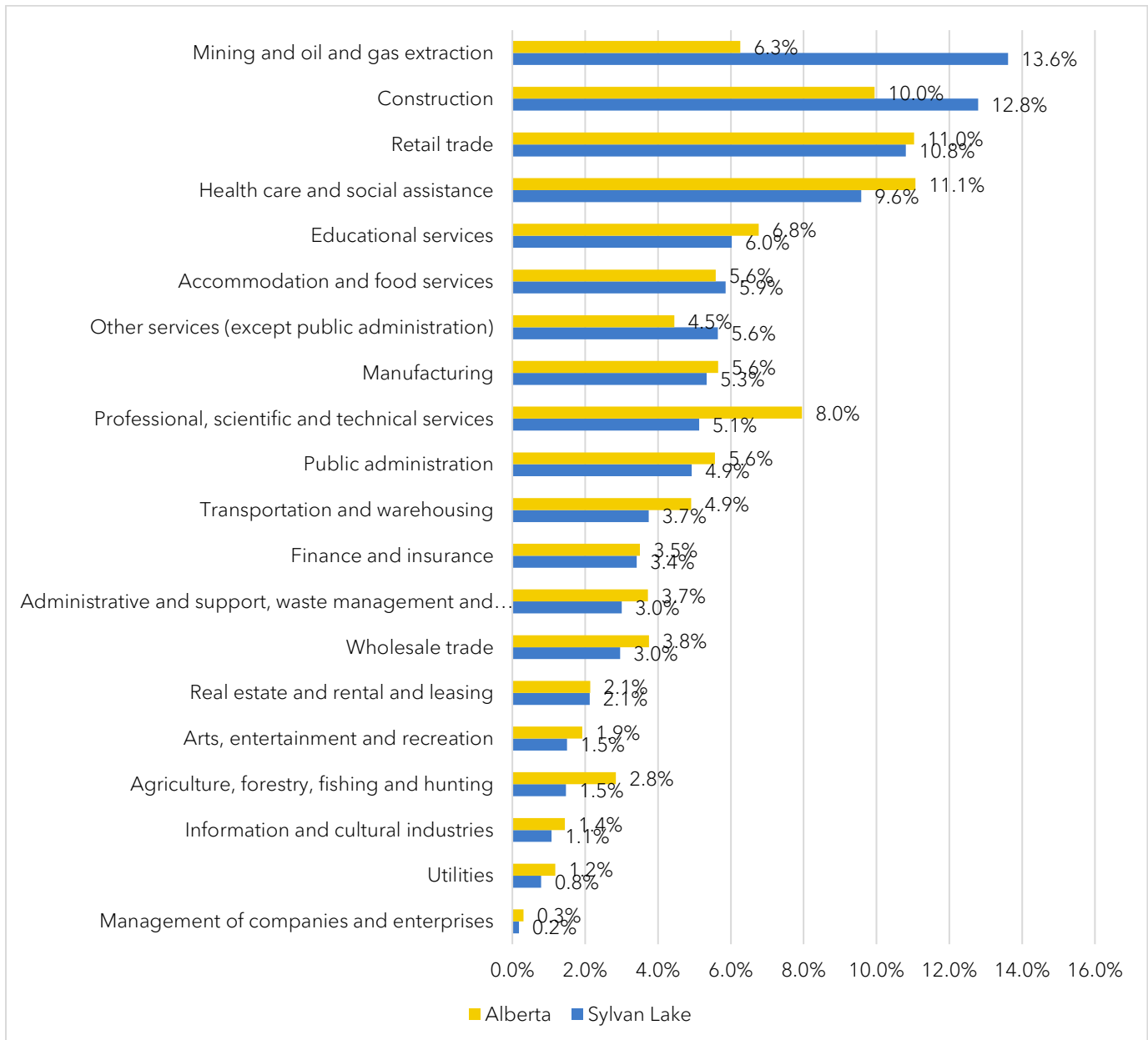


Figure 8: Largest Employment Sectors, Sylvan Lake and Alberta, 2022



Source: McSweeney & Associates from Manifold Data Mining Inc. SuperDemographics 2022.

Table 13 compares male and female employment counts by industry. As can be seen:

- The industry with the highest percentage of females in the workforce is health care and social assistance (93% female)
- The industry with the highest percentage of males in the workforce is mining and oil and gas extraction (89% male)


Table 13: Labour Force by Industry, Sylvan Lake Residents, 2022

| Characteristic | Male | Percentage of Industry | Female | Percentage of Industry |
|--|--------------|------------------------|--------------|------------------------|
| Total labour force 15 years and over | 5,259 | 53% | 4,592 | 47% |
| Industry - not applicable | 183 | 46% | 211 | 54% |
| All industries | 5,077 | 54% | 4,382 | 46% |
| 11 Agriculture, forestry, fishing and hunting | 90 | 65% | 49 | 35% |
| 21 Mining and oil and gas extraction | 1143 | 89% | 145 | 11% |
| 22 Utilities | 63 | 84% | 12 | 16% |
| 23 Construction | 1016 | 84% | 194 | 16% |
| 31-33 Manufacturing | 433 | 86% | 72 | 14% |
| 41 Wholesale trade | 237 | 85% | 43 | 15% |
| 44-45 Retail trade | 359 | 35% | 663 | 65% |
| 48-49 Transportation and warehousing | 223 | 63% | 132 | 37% |
| 51 Information and cultural industries | 70 | 69% | 32 | 31% |
| 52 Finance and insurance | 87 | 27% | 237 | 73% |
| 53 Real estate and rental and leasing | 76 | 38% | 125 | 62% |
| 54 Professional, scientific and technical services | 233 | 48% | 252 | 52% |
| 55 Management of companies and enterprises | 8 | 47% | 9 | 53% |
| 56 Administrative and support, waste management and remediation services | 121 | 43% | 163 | 57% |
| 61 Educational services | 85 | 15% | 484 | 85% |
| 62 Health care and social assistance | 59 | 7% | 847 | 93% |
| 71 Arts, entertainment and recreation | 47 | 33% | 95 | 67% |
| 72 Accommodation and food services | 232 | 42% | 322 | 58% |
| 81 Other services (except public administration) | 268 | 50% | 267 | 50% |
| 91 Public administration | 225 | 48% | 241 | 52% |

Source: McSweeney & Associates from Manifold Data Mining Inc. SuperDemographics 2022.

3.4. General Wages by Occupation

Below is a sampling of local wage rates of the highest paying occupations (by median wage) for the closest and most representative region available (Red Deer Region).



For a complete review of all wages by occupation see:
<https://www.jobbank.gc.ca/wagereport/location/22319>

Table 14: General Wages by Occupation⁹

| Category | Low Wage | Median Wage | High Wage |
|--|-----------|-------------|-----------|
| | (\$/hour) | (\$/hour) | (\$/hour) |
| Other managers in public administration | \$29.82 | \$60.00 | \$74.52 |
| School principals and administrators of elementary and secondary education | \$35.90 | \$54.09 | \$69.71 |
| Dental hygienists and dental therapists | \$38.54 | \$53.00 | \$59.00 |
| Engineering managers | \$32.50 | \$52.64 | \$75.34 |
| Other business services managers | \$23.08 | \$52.45 | \$60.10 |
| Urban and land use planners | \$38.99 | \$52.00 | \$63.19 |
| Managers in health care | \$26.42 | \$51.55 | \$78.37 |
| Banking, credit and other investment managers | \$25.26 | \$51.28 | \$87.95 |
| Electrical power line and cable workers | \$25.00 | \$50.00 | \$61.20 |
| Central control and process operators, petroleum, gas and chemical processing | \$31.73 | \$50.00 | \$65.00 |
| Mechanical engineers | \$34.62 | \$48.72 | \$72.50 |
| Psychologists | \$46.83 | \$48.60 | \$64.44 |
| Natural and applied science policy researchers, consultants and program officers | \$28.61 | \$47.69 | \$62.94 |
| Information systems analysts and consultants | \$27.88 | \$47.62 | \$67.50 |
| Managers in transportation | \$22.60 | \$47.12 | \$62.97 |
| Registered nurses and registered psychiatric nurses | \$39.50 | \$47.00 | \$50.00 |
| Supervisors, petroleum, gas and chemical processing and utilities | \$28.70 | \$47.00 | \$69.23 |

Source: Produced by Human Resources and Skills Development Canada's Labour Market Information Service. Last updated July 5th, 2022.

⁹ For more wage rates please visit: www.jobbank.gc.ca/LMI_report_area.do?&area=29315&reportOption=wage

3.5. Largest Employers

Tables 15 and 16 identify some of the largest private and public employers by NAICS and employment level in Sylvan Lake.



Table 15: Largest Private Sector Employers

| Name | Industry (NAICS Classification) |
|---------------------|--|
| CWC Energy Services | Support activities for mining, and oil and gas extraction (21311); Oil and gas contract drilling (213111); and Services to oil and gas extraction (213118) |
| NexSource Power | Hydro-electric power generation (21111); and Electrical equipment manufacturing (33531) |
| Spartek Systems | Research and development in the physical, engineering and life sciences (54171) |
| Walmart | Department stores (45211) |
| Canadian Tire | Hardware stores (44413) |
| Sobey's | Supermarkets and other grocery (except convenience) stores (44511) |
| Trojan Safety | Services to oil and gas extraction (213118) |
| No Frills | Supermarkets and other grocery (except convenience) stores (44511) |

Source: Sylvan Lake and McSweeney & Associates



Table 16: Largest Public Sector Employers

| Name | Industry (NAICS Classification) |
|--|---|
| Chinooks Edge Public School Division | Elementary and secondary schools (611110) |
| Red Deer Catholic Regional School Division | Elementary and secondary schools (611110) |
| Town of Sylvan Lake | Local, municipal and regional public administration (913) |

Source: Sylvan Lake and McSweeney & Associates

Table 17: Key/Target Sectors

| Sector |
|--|
| Tourism |
| Manufacturing |
| Professional, Scientific and Technical Service |
| Oil and Gas Supply & Service |
| Value-added Agriculture |

Source: Sylvan Lake



3.6. Place of Work

Tables 18 and 19 provide information on persons reporting a “usual place of work other than in their home or outside of Canada”, and reveal the following:

- Approximately two out of three residents worked outside the County in 2016.
- Most non-resident workers were from Central Huron, West Perth, or Bluewater.



Table 18: Place of Work for Residents of Sylvan Lake, 2016

| Place of Work | Total | Male | Female |
|--|--------------|--------------|--------------|
| Sylvan Lake, T | 1,930 | 630 | 1,300 |
| Red Deer, CY | 1,895 | 845 | 1,050 |
| Red Deer County, MD | 350 | 225 | 125 |
| Lacombe County, MD | 165 | 90 | 75 |
| Wood Buffalo, SM | 120 | 105 | 15 |
| Innisfail, T | 105 | 50 | 55 |
| Blackfalds, T | 85 | 70 | 15 |
| Rocky Mountain House, T | 80 | 30 | 50 |
| Lacombe, CY | 75 | 35 | 35 |
| Rimbey, T | 70 | 40 | 30 |
| Eckville, T | 65 | 35 | 25 |
| Bentley, T | 45 | 25 | 25 |
| Clearwater County, MD | 45 | 30 | 15 |
| Olds, T | 40 | 30 | 15 |
| Edmonton, CY | 35 | 20 | 15 |
| Calgary, CY | 25 | 15 | 15 |
| Total workforce residing in Sylvan Lake | 5,130 | 2,275 | 2,860 |
| Total resident labour force with a usual place of work outside Sylvan Lake | 3,200 | 1,645 | 1,560 |
| Percent of residents declaring a place of work outside of Sylvan Lake | 62% | 72% | 55% |

Source: McSweeney & Associates, Statistic Canada, 2016 [Commuting Flow](#)

Table 19: Place of Residence for Persons Working in Sylvan Lake, 2016

| Place of Residence | Total | Male | Female |
|---|--------------|--------------|------------|
| Sylvan Lake, T | 1,930 | 630 | 1,300 |
| Red Deer, CY | 505 | 290 | 215 |
| Red Deer County, MD | 310 | 105 | 210 |
| Lacombe County, MD | 100 | 30 | 75 |
| Blackfalds, T | 65 | 25 | 40 |
| Jarvis Bay, SV | 45 | 30 | 10 |
| Birchcliff, SV | 40 | 25 | 10 |
| Clearwater County, MD | 40 | 25 | 15 |
| Ponoka County, MD | 35 | 10 | 25 |
| Lacombe, CY | 30 | 15 | 10 |
| Total workforce residing in Sylvan Lake | 1,800 | 1,035 | 765 |
| Total non-resident workforce commuting to work to Sylvan Lake | 1,140 | 610 | 530 |
| Percent of workers (non-residents) commuting to work in Sylvan Lake | 63% | 59% | 69% |

Source: McSweeney & Associates, Statistic Canada, [Commuting Flow](#)

4. QUALITY OF LIFE

4.1. Housing Characteristics

Houses in Sylvan Lake are more affordable than the rest of Alberta both in terms of average value (\$431,556 compared to \$506,749) and median value (\$404,340 compared to \$443,139). At the same time, monthly shelter costs for owned and rented dwellings are slightly more expensive than the rest of the province. As such, when it comes to monthly and annual household affordability, Sylvan Lake residents are slightly more likely to be spending over 30% of their income than the rest of Alberta.

Table 20: Dwelling Characteristics, 2022

| | Sylvan Lake | Alberta |
|---|--------------|------------------|
| Total number of private households | 6,787 | 1,722,012 |
| Average value of dwelling \$ | \$431,556 | \$506,749 |
| Median value of dwellings (\$) | \$404,340 | \$443,139 |
| Median monthly shelter costs for owned dwellings | \$2,007 | \$1,687 |
| Average monthly shelter costs for owned dwellings | \$1,972 | \$1,817 |
| % Owned | 71% | 73% |
| % Rented | 29% | 26% |
| Median monthly shelter costs for rented dwellings | \$1,546 | \$1,343 |
| Average monthly shelter costs for rented dwellings | \$1,662 | \$1,457 |
| Percent of the population spending 30% or more of household total income on shelter costs | 22% | 17% |

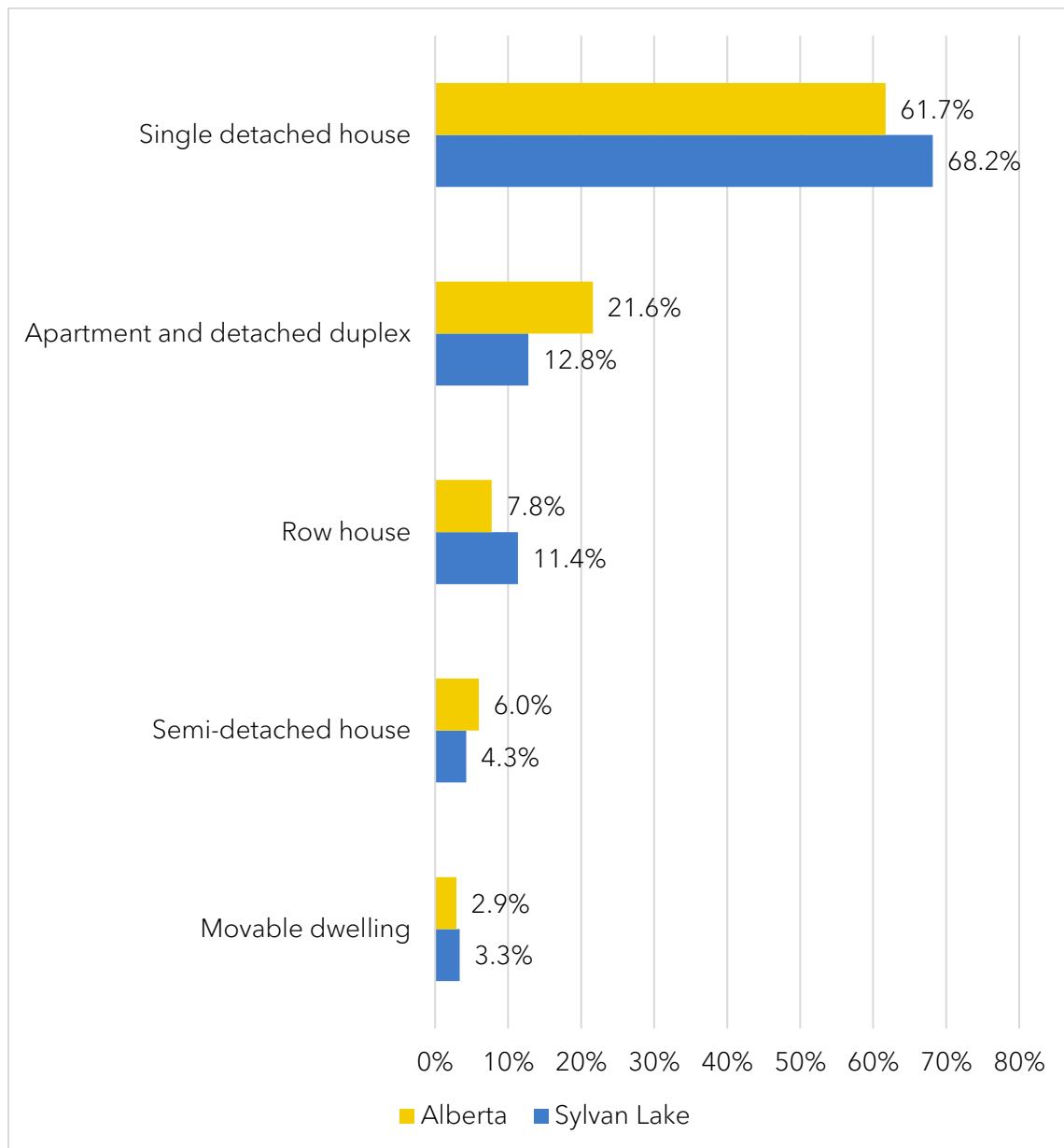
Source: McSweeney & Associates from Manifold Data Mining Inc. SuperDemographics 2022

Note: The definition of this category refers to occupied dwellings; therefore, it does not incorporate seasonal dwellings (i.e., cottages).



Sylvan Lake has a fairly comparable structure type outlay as the rest of Alberta. Locally there are slightly more single detached homes (68.2% of housing units are single detached homes in Sylvan Lake, compared to 61.7% across Alberta) and row houses (11.4% compared to 7.8% across Alberta), and slightly fewer apartments (12.8% compared to 21.6%). There are similar levels of semi-detached houses and movable dwellings when comparing local figures to provincial numbers.

Figure 9: Structure type by Occupied Dwelling, 2022



Source: McSweeney & Associates from Manifold Data Mining Inc. SuperDemographics 2022.

4.2. Social and Community Services

Table 21: Social and Protective Services

| Protective Services | | |
|-------------------------------------|--|--|
| Service | Service Provider | Contact |
| Fire | Sylvan Lake Fire Department | 2 Beacon Hill Drive, Sylvan Lake, AB T4S 0A9 (403) 864-5090 or 911 (emergency) |
| Police Services | Royal Canadian Mounted Police (RCMP) | 4260 50 Street, Sylvan Lake, AB T4S 1G9 (403) 887-3333 or 911 (emergency) |
| Police Services | Sylvan Lake Protective Services | 4260 50 Street, Sylvan Lake, AB T4S 1G9 (403) 858-7280 |
| Police Services | Victim Services | 4620 50 Street, Sylvan Lake, AB T4S 1G9 (403) 858-7255 |
| Ambulance/Paramedics | Alberta Health Services | 911 |
| Emergency Shelters/Resource Centres | | |
| Service | Service Provider | Contact |
| Family Service Centre | FCSS – Family & Community Support Services | 4725 43 Street, Sylvan Lake, AB T4S 1M3 (403) 887-1137 |
| Family Service Centre | Sylvan Lake Youth Services | 4725 43 Street, Sylvan Lake, AB T4S 1M3 (403) 887-1137 ext. 223 |
| Family Service Centre | Parent Support Resource Centre | 4725 43 Street, Sylvan Lake, AB T4S 1M3 |

| | | |
|-----------------------------|--|--|
| | | (403) 887-1137 ext. 226 |
| Resource and Support Centre | Addictions Counselling | (403) 887-6777 |
| Resource and Support Centre | Family Support for Children with Disabilities | 5010 43 Street, Red Deer, AB T4N 6H2 (403) 340-5478 |
| Resource and Support Centre | Central Alberta Women's Outreach Society | 4101 54 Ave, Red Deer, AB T4N 7G3 (403) 347-2480 |
| Resource and Support Centre | Central Alberta Sexual Assault Support Centre | 201- 5212 48 Street, Red Deer (403) 340-1124 |
| Resource and Support Centre | Red Deer & District Community Foundation | 4901 48 St #503, Red Deer, AB T4N 6M4 (403) 341-6911 or (866) 956-1099 (24-hour emergency distress) |
| Food Bank | Sylvan Lake Community Food Bank | 4725 43 Street, Sylvan Lake, AB T4S 1M3 (403) 887-4534 |
| Crime Victim Services | Central Alberta Victim & Witness Support Society | 4405 South St, Blackfalds, AB T0M 0J0 (403) 885-4720 |
| Homeless Shelter | Safe Harbour Society, main office/ MATS Program | 5246 53 Ave, Red Deer, AB T4N 5K2 (403) 347-0181 |
| Sylvan Lake Seniors Centre | Sylvan Lake Seniors Association | NexSource Centre – 49 Avenue, Sylvan Lake (403) 887-5428 |

| Health Care Services | |
|---|---|
| Resource | Service Provider Contact |
| Sylvan Lake Community Health Centre | Advanced Ambulatory Care Services Addiction and Mental Health Services Children's Rehabilitation Services Homecare Lab/Diagnostic Imaging 46052 49 Avenue, Sylvan Lake (403) 887-2241 |
| Red Deer Regional Hospital Centre | 3942 50a Ave, Red Deer, AB T4N 4E7 (403) 343-4422 Emergency Department Open 24 hours |
| Sylvan Family Health Centre | 101 - 190 Pelican Place, Sylvan Lake (403) 887-2224 www.sylvanfamilyhealth.com |
| Horizon Family Medicine – Sylvan Lake | 65 Hewlett Park Landing, Sylvan Lake (403) 887-0510 www.horizonmedicine.ca |
| Sylvan Lake Medical Clinic | 5007 46 Street, Sylvan Lake (403) 887-2221 |
| Sylvan Lake Physiotherapy | 5007 46 Street, Sylvan Lake (403) 864-9488 |
| Alberta Health Services – Addictions Counsellor | 5036 48 Street, Sylvan Lake (403) 887-6777 |
| Bethany Sylvan Lake | Long Term Care 4700 47 Avenue, Sylvan Lake (403) 887-7741 |
| Alberta Blue Cross | 103 5002 55 Street, Red Deer (800) 661-6995 |
| Pregnancy Care Centre – Central Alberta | 5116 47 Street, Red Deer (403) 343-1738 |
| Red Deer Hospice Society | 99 Amot Avenue, Red Deer (403) 309-4344 |

| | |
|------------------------------------|--|
| Red Deer Respiriology Group | 160 6900 Taylor Dr, Red Deer, AB T4P 1K4 (403) 342-2234 |
| Central Alberta Cancer Centre | 3942 50a Ave, Red Deer, AB T4N 4E7 (403) 343-4422 |
| Peak Medical Specialty Centres | 5440 45 St #200, Red Deer, AB T4N 1L1 (587) 797-1937 |
| Canadian Mental Health Association | 5017 50 Ave, Red Deer, AB T4N 4B2 (403) 342-2266 |

Source: McSweeney & Associates and Sylvan Lake



4.3. Education

Table 22: Elementary and Secondary Schools

| Elementary Schools | |
|---|---|
| Name | Address |
| Ecole Our Lady of Rosary (Pre K-3) | 4520 Ryder's Ridge Blvd. (403) 343-2568 |
| Beacon Hill (Kindergarten – Grade 6) | 29 Brookstone Drive (403) 887-8455 |
| C.P. Blakely (Kindergarten – Grade 6) | 4815 43 Street (403) 887-3570 |
| Steffie Woima (Kindergarten – Grade 6) | 4720 45 Avenue (403) 887-3088 |
| Sylvan Meadows Adventist (Kindergarten – Grade 9) | Range Road 20 (between Highway 11 and 11 A) (403) 887-5766 |
| Ecole Mother Teresa (Grades 4 – 9) | 79 Old Boomer Road (403) 887-6371 |
| Fox Run (Grades 7 & 8) | 2 Falcon Ridge Drive (403) 887-0491 |
| Secondary Schools | |
| H.J. Cody (Grades 9 – 12) | 4520 50 Street (403) 887-2412 |
| Ecole Notre Dame High School (Grade 10 -12) | 50 Lees Street, Red Deer, AB (403) 342-4800 |
| Sylvan Lake Career High School Adult Upgrading | 6-1 Industrial Drive (403) 887-3239 |
| Lighthouse Christian Academy (Grades 1 – 12) | 4290 50 Street (403) 887-2166 |

Source: Sylvan Lake

4.4. Recreational Facilities

The area is well known for its many natural attractions and its history. This includes Abraham Lake, Nordegg, the North Saskatchewan River, the Rocky Mountain House National Historic site, the Ya Ha Tinda, Crescent Falls, Siffleur Falls, and many mountains, rivers, lakes, and wilderness areas. Common activities include camping, hiking, OHV trails, horseback trail rides, canoeing, kayaking, and mountain climbing.

Below are facilities available to residents.

| Recreation Facilities | |
|---|---|
| Name | Address |
| Community Centers | |
| S Wellness and Community Connections Centre | 4725 43 St, Sylvan Lake, AB T4S 1M3 (403) 887-2141 |
| Community Halls | |
| Lions Clubhouse | 5119 50A Ave, Sylvan Lake, AB (403) 887-3776 http://e-clubhouse.org/sites/sylvanlake/ |
| Sports Facilities | |
| Nexsource Centre - Sylvan Lake Multi-Plex | 4823 49 Ave, Sylvan Lake, AB T4S 1M6 (403) 887-2199 www.sylvanlake.ca/en/explore-sylvan/nexsource-centre.aspx?mid=14264 |
| Incline Industries Skate and BMX Park | 4425 50 St # 2, Sylvan Lake, AB T4S 1J9 (403) 887-0023 http://inclineindustries.ca/ |
| Four Seasons Park | 4725 - 43 Street |
| Sylvan Lake Golf & Country Club | 5331 Lakeshore Dr. Sylvan Lake, AB T4S 1E8 |

(403) 887-3030

www.sylvanlakegolf.ca/

| | |
|-------------------------------|--|
| Lakeside Go-Karts & Mini Golf | 5324 Lakeshore Dr. Sylvan Lake, AB T4S 1E8 (403) 887-3190 http://lakesidegokarts.ca/ |
|-------------------------------|--|

| | |
|-----------------------|---|
| Meadowlands Golf Club | 3101 50 St. Sylvan Lake, AB T4S 0P7 (403) 887-5100 https://golfsylvanlake.com/ |
|-----------------------|---|

| | |
|---------------------------|---|
| Railside Bowl & Pizza Hut | 4505 50 Ave #101, Sylvan Lake, AB T4S 1W2 (403) 887-5303 http://railsidebowl.ca/ |
|---------------------------|---|

| | |
|----------------------|--|
| Lakewood Golf Resort | 1237 Township Rd 391, Sylvan Lake, AB T4S 1S6 (403) 887-2477 www.lakewoodgolfresort.ca |
|----------------------|--|

| | |
|-----------------------------|--|
| Alberta Springs Golf Course | Red Deer County, Highway 11 (403) 340-2885 https://albertaspringsgolf.com/ |
|-----------------------------|--|

| | |
|-------------------------------------|--|
| Top of the Hill Golf & Event Center | Red Deer County, Highway 2 (403) 896-8673 www.hilltopweddingcenter.com |
|-------------------------------------|--|

| | |
|------------------------|---|
| Sylvan Lake Paint Ball | Township Rd 392, Sylvan Lake, AB (403) 887-4487 https://sylvanlakepaintball.ca/ |
|------------------------|---|

| | |
|------------------------------|---|
| The Wood Shed – Axe Throwing | 3-56 Cuendet Industrial Way, Sylvan Lake, AB T4S 0B6 (403) 858-8293 www.woodshedaxe.ca |
|------------------------------|---|

| | |
|-------------|--|
| Pogadl Park | NEW Sports and Recreation Park (under construction) |
|-------------|--|

Sylvan Lake Gulls Stadium 6301 Memorial Trail, Sylvan Lake, AB
T4S 0P7
www.Sylvanlakegulls.com

Parks and Trails

| | |
|--------------------------------------|---|
| Sylvan Lake Park | 4403 Lakeshore Dr, Sylvan Lake, AB T4S 1C4 (403) 887-2141 www.sylvanlake.ca/en/explore-sylvan/parks-playgrounds-and-trails.aspx |
| Action Sports Park | 4725 - 43 Street, |
| Centennial Park | Scenic Lakeshore Drive (east of 50 Street) |
| Cooperators Play Zone and Spray Park | 6301 Memorial Trail, Sylvan Lake, AB T4S 0P7 (587) 377-6277 |
| Disc Golf Course | https://www.sylvanlake.ca/en/public-services/resources/DiscGolfCourse-SylvanLake.pdf |
| Four Seasons Park | 4725 - 43 Street |
| Fox Run Soccer Pitch | Located at Fox Run School |
| Leader Field | Located on the corner of Lakeway Boulevard and Memorial Drive |
| Lighthouse and Lakefront Parks | Scenic Lakeshore Drive (east of 50 Street) |
| Lion's Legacy Park | 5012 50 Street |
| Meadowview Ball Diamond | This ball diamond is located to the east of the Fox Run and Mother Teresa school |
| Off-Leash Dog Park | Located on the corner of Memorial Trail and 60 Street, next to West Meadows Cemetery |

Jarvis Bay Provincial Park

Highway 20 and Township Rd 392, Sylvan Lake, AB
(403) 887-5522

www.albertaparks.ca/parks/central/jarvis-bay-pp/information-facilities/camping/jarvis-bay/

Summer Camps

Camp Woods – Scouts Canada

2124 Township Rd 392
Sylvan Lake, AB
T4S 1X6
(403) 887-5650

<https://campwoods.ca/>

Kasota East Camp

Half Moon Bay, Summer Village
Box 8951, Sylvan Lake, AB
T4S 1S6
(403) 887-5757

<https://www.kasotaeastcamp.org/>

Camp Kannawin

Highway 20 and Township Rd 392
Box 9240, Sylvan Lake, AB
T4S 1S8
(403) 887-5760

<http://www.campkannawin.ca/>

Source: Sylvan Lake



4.6. Local Media

Table 23: Radio

| Media | Frequency |
|--|--|
| The Wav Online Radio Station (Sylvan Lake) | Online: https://thewavwebradio.ca/ |
| Shine FM – CKRD-FM (Red Deer) | 90.5 FM |
| Sunny 94 – CKRD-FM (Lacombe) | 94.1 FM |
| Real Country 95.5 – CKGY-FM (Red Deer) | 95.5 FM |
| 98.9 Zed FM – CIZZ-FM (Red Deer) | 98.9 FM |
| CBC Radio 2 – CBR-FM-1 (Calgary) | 99.9 FM |
| X100.7 – CKRI-FM (Red Deer) | 100.7 FM |
| KRAZE 101.3 - CKIK-FM (Red Deer) | 101.3 FM |
| CBC Radio 1 – CBRD-FM (Calgary) | 99.9 FM |
| Ici Radio-Canada Première – CHFA-FM-2 (Edmonton) | 103.5 FM |
| Big 105 – CHUB-FM (Red Deer) | 105.5 FM |
| 106.7 The Drive – CFDV-FM (Red Deer) | 106.7 FM |
| CKUA – CKUA-FM-6 (Edmonton) | 107.7 FM |

Source: McSweeney & Associates and Sylvan Lake

Table 24: Print

| Media | Website |
|-------------------|---|
| Lacombe Online | https://lacombeonline.com/ |
| Red Deer Advocate | https://www.reddeeradvocate.com |
| Red Deer Express | https://www.reddeerexpress.com |
| Sylvan Lake News | https://www.sylvanlakenews.com/ |

Source: McSweeney & Associates and Sylvan Lake

4.7. Local Institutions

Table 25: Real Estate Institutions

| Name | Address | Contact |
|--|---|----------------|
| RE/MAX Real Estate Central Alberta (Sylvan Lake) | 4914 50 Ave, Sylvan Lake, AB T4S 1C9 | (403) 887-2217 |
| Trilliant Real Estate Group Ltd | 40 Hewlett Park Landing Unit 6, Sylvan Lake, AB T4S 2J3 | (403) 887-8579 |
| Royal LePage Network Realty Sylvan Lake | 103, 4505 50 Ave, Sylvan Lake, AB T4S 1W2 | (403) 887-2286 |
| Lapp Realty | 37 Beju Ind. Drive, Sylvan Lake, AB T4S 0B6 | (403) 887-1237 |
| Century 21 Global Real Estate | 4920 45 Ave, Sylvan Lake, AB T4S 1J9 | (403) 887-7720 |

Source: McSweeney & Associates and Sylvan Lake

Table 26: Financial Institutions

| Name | Address | Contact |
|-----------------------------------|---|--|
| Servus Credit Union – Sylvan Lake | 4811 50 St, Sylvan Lake, AB T4S 1M6 | (403) 887-3353 www.servus.ca |
| CIBC | 5007 50 St, Sylvan Lake, AB T4S 1P9 | (403) 887-2237 www.CIBC.com |
| ATB Financial | 715 47 Ave #700, Sylvan Lake, AB T4S 0C8 | (403) 302-5700 www.atb.com |
| Sun Life Financial | 3715 47 Ave #445, Sylvan Lake, AB T4S 0C8 | (877) 224-2937 www.sunlife.ca |

| | | |
|----------------|---|----------------|
| RBC Royal Bank | 3715 47 Ave, Sylvan Lake, AB T4S 0C8 | (403) 887-7955 |
|----------------|---|----------------|

| | | |
|---|--|----------------|
| The Co-operators - Murdoch D'Mello Insurance & Financial Solutions Inc | 5037 50 St, Sylvan Lake, AB T4S 1P9 | (403) 887-5736 |
|---|--|----------------|

| | | |
|------------|--|--|
| Scotiabank | 10 Hewlett Park Landing, Sylvan Lake, AB T4S 2J3 | (403) 887-1340 www.scotiabank.com |
|------------|--|--|

Source: McSweeney & Associates and Sylvan Lake

4.8. Communications Infrastructure

Table 27: Communications Infrastructure

| Cable Services | |
|-------------------------|-------------|
| Name of Provider | |
| Shaw Communications | Bell Canada |
| Rogers | |
| Internet Services | |
| Name of Provider | |
| Shaw Communications | Telus |
| TekSavvy Solutions Inc. | Xplornet |
| Vmedia Inc. | Primus |
| Phone Services | |
| Name of Provider | |
| Cogeco | Rogers |

Source: Sylvan Lake

5. POSTSECONDARY AND PROFESSIONAL DEVELOPMENT TRAINING OPPORTUNITIES

This section identifies recognized universities and colleges servicing the region. A comprehensive list of Alberta colleges and universities in Alberta can be found here:

<http://www.collegealberta.info/>

The following two tables illustrate institutions located in and near the region and the key programs and strengths of each institution.

5.1. Postsecondary

| Postsecondary Institutions | | |
|-----------------------------|---|---|
| Institution Name | Key Programs | Location/Contact |
| Burman University | 35 major or track choices in bachelor's degree programs in their Division of Arts, Division of Science, School of Business, and School of Education. | 6730 University Dr, Lacombe, AB https://www.burmanu.ca/ |
| Red Deer Polytechnic | RDC offers more than 100 different credit programs, housed in seven Schools: trades, certificates, diplomas, graduate certificates and applied degrees. | 100 College Blvd, Red Deer, AB https://rdpolytech.ca/ |
| Olds College | Offers a variety of certificate, diploma and applied degree options in the 10 Faculties, specializing in agriculture, horticulture, land and environmental stewardship. | 4500 - 50th Street, Olds, AB https://www.oldscollge.ca/ |

Source: McSweeney and Associates, 2022

5.2. Private Institutes and Professional Development Training Programs

| Private Institutions | | |
|--|--|-------------------------------------|
| Institution Name | Key Programs | Location/Contact |
| Lokken College | Certified programs include Occupation-Specific skills a work internship and 6 months of follow-up support (after you are employed). Certifies retail hospitality and industrial workers. | 302 – 5201 51 Ave Wetaskiwin, AB |
| Norquest College | Offer workforce-relevant programs across a wide range of disciplines: health, business, community studies, environment | 5502 49 Ave Wetaskiwin, AB |
| Northern Alberta Institute of Technology (NAIT) | Over 200 degree, diploma and certificate programs in the areas of business, applied sciences and technology, health and life sciences, and skilled trades. | 11762 106 St Edmonton, AB |
| Concordia University of Edmonton | The university has five faculties and two schools: Faculty of Arts, Faculty of Education, Faculty of Graduate Studies, Faculty of Management, Faculty of Science, School of Physical Education and Wellness, and School of Music. The university offers 45 majors and minors in the fields of Arts, Science and Management; two after-degree programs, three master's degrees, and several graduate certificates and diplomas. | 7128 Ada Blvd NW, Edmonton, AB |
| CDI College | Business, healthcare and legal studies; professional development opportunities. | 5000 Gaetz Ave, Red Deer, AB |

| | | |
|-----------------------------------|--|---|
| <p>MC College</p> | <p>Providing programs in hairstyling and esthetics and more.</p> | <p>5008 Ross St, Red Deer, AB (403) 342-1110</p> |
| <p>Academy of Learning</p> | <p>Offering a variety of health and business-related diploma programs.</p> | <p>2965 Bremner Ave, Red Deer, AB</p> |

Source: McSweeney and Associates, 2022



6. TOURISM PARTNERSHIP PROGRAM

Tourism businesses are invited to participate in the Tourism Partnership Program; however, participation is completely optional. Program participants are invited to take part in any of the Program Features listed below. Make the most out of the Program by participating actively.

What is involved in the program? 2022 Program Features:

- ✓ Find Opportunity
 - Get involved in Town of Sylvan Lake tourism initiatives: find a full listings of opportunities to be involved in Town of Sylvan Lake events, sponsorship and prizes, volunteer, host, and more
 - Submit your event to visitsylvanlake.ca: hosting an event of your own to attract visitors? Submit your event to be listed on Visit Sylvan Lake
 - Opt-in to marketing campaigns: Jump onboard marketing campaigns and be a part of collaborative promotions with campaign marketing resources
 - Inclusion on Referrals List: visitors and other organizations are looking for your business! When visitor services receive questions, they'll be sent your way
 - Partner Directory: share contact information with other businesses that may be interested in opportunities for collaboration. A listing will be made available to all participants
- ✓ Raise Your Business' Profile
 - Business Profile on visitsylvanlake.ca: don't just list your business on visitsylvanlake.ca, tell the story of the experience visitors can have in your business in a short write-up with featured images.
 - Priority Access to Familiarization Tours: Share knowledge of your products and services with tourism department staff. Program participants will be given priority consideration when preparing itineraries and presentations. In-person visits are dependent on the evolving pandemic.
 - Get listed on the online visitor's map on visitsylvanlake.ca: this interactive digital map will list tourism businesses, sites, attractions, and more with seasonal updates.
- ✓ Grow your Business

- Access tourism research, data, and resources: find information that could spark your next big idea, by creating experiences matched to visitor customer data.
 - Free access to training and training resources: Learn, take away golden nuggets of information, and actionable items to help your business grow within the sector.
- ✓ Tell Us How You're Doing
- Seasonal surveys: share your first-hand knowledge and industry insights with destination development to better identify opportunities and challenges within the sector. What has tourism looked like from your business' perspective?

VISIT
Sylvan Lake



[/TownofSylvanLake](#)



[@VisitSylvanLake](#)

visitsylvanlake.ca



7. TRANSPORTATION AND SHIPPING

7.1. Highways

The Town of Sylvan Lake is located 24 kilometres (15 mi) west of the City of Red Deer along Highway 11 and Highway 20. Alberta's two most populated urban areas, Edmonton and Calgary, are accessible via Highway 2, which runs north and south and intersects with Highway 11 and 11A at Red Deer.



Abbreviations Explained:

- AADT: Annual Average Daily Traffic Average daily traffic expressed as vehicles per day for period of January 1 to December 31 (365 days)
- ASDT: Average Summer Daily Traffic Average daily traffic expressed as vehicles per day for period of May 1 to September 30 (153 days)
- NB = Northbound
- EB = Eastbound
- SB = Southbound
- WB = Westbound

Average Annual Daily Traffic (AADT) counts for key Highways:

Intersection: Hwy 11 and Hwy 20

- NB AADT = 10,930; ASDT = 12,280
- EB AADT = 15,150; ASDT = 17,020
- SB AADT = 410; ASDT = 460
- WB AADT = 10,150; ASDT = 11,410

Intersection: Hwy 11 and Hwy 781

- NB AADT = 1,590; ASDT = 1,790
- EB AADT = 10,150; ASDT = 11,410
- SB AADT = 3,070; ASDT = 3,450

- WB AADT = 7,670; ASDT = 8,620

Intersection: Hwy 11 and 60 Street

- NB AADT = 2,570; ASDT = 2,890
- EB AADT = 7,670; ASDT = 8,620
- SB AADT = 70; ASDT = 60
- WB AADT = 6,320; ASDT = 7,100

Intersection: Hwy 20 and 47 Street

- NB AADT = 10,570; ASDT = 11,880
- EB AADT = 6,530; ASDT = 7,340

- SB AADT = 10,970; ASDT = 12,330
- WB AADT = 12,670; ASDT = 14,240

Intersection: Hwy 20 and Herder Drive

- NB AADT = 10,920; ASDT = 12,270
- EB AADT = 4,840; ASDT = 5,440
- SB AADT = 10,570; ASDT = 11,880
- WB AADT = 5,070; ASDT = 5,700

Intersection: Hwy 20 and Erickson Drive

- NB AADT = 10,400; ASDT = 11,690

- EB AADT = 1,510; ASDT = 1,700
- SB AADT = 10,920; ASDT = 12,270
- WB AADT = 2,810; ASDT = 3,160

Intersection: Hwy 11A and Hwy 20

- NB AADT = 8,500; ASDT = 10,000
- EB AADT = 5,920; ASDT = 7,200
- SB AADT = 10,400; ASDT = 11,690
- WB AADT = 6,780; ASDT = 8,250

Source:

<http://www.transportation.alberta.ca/mapping/>

Average Annual Daily Traffic (AADT) counts for key roads within Town limits:

Memorial Trail and Highway 20 Intersection

- NB Thru AADT = 4163
- SB Thru AADT = 4171
- NB Left AADT = 1262
- EB Left AADT = 1015

50 Street between Highway 11 and Memorial Trail

Count from June 9 – 20, 2022

- NB AADT = 1336
- SB AADT = 487

Once roundabouts being constructed on Hwy 11 are operational, we will count again and compare.

60 Street between Highway 11 and Memorial Trail

Count from July 7 – 25, 2022

- NB AADT = 1715
- SB AADT = 1529

60 Street between Memorial Trail and Lakeway Boulevard

Count from July 7 – 25, 2022

- NB AADT = 1658
- SB AADT = 1682

Source: Town of Sylvan Lake Traffic counters

Table 28: Distance to Urban Centres

| Distance to Major Urban Centres | | | |
|---------------------------------|---------------|------------------|-------------------|
| Location | Distance (km) | Distance (miles) | Driving Time |
| Red Deer | 24 | 15 | 24 Minutes |
| Calgary | 157 | 98 | 1 Hour 40 Minutes |
| Edmonton | 162 | 101 | 1 Hour 45 Minutes |
| Lethbridge | 363 | 226 | 3 Hour 34 Minutes |
| Medicine Hat | 429 | 267 | 4 Hour 14 Minutes |
| Fort McMurray | 644 | 400 | 5 Hour 55 Minutes |

Source: McSweeney & Associates from Google Maps

Table 29: Distance to Major US Border Crossings

| Distance to Border Crossings | | | |
|--|---------------|------------------|-------------------|
| Border Crossing | Distance (km) | Distance (miles) | Driving Time |
| Stephen (Hwy 1) in Alberta/BC | 347 | 216 | 3 Hour 20 Minutes |
| Alsask (Hwy 9) in Alberta/Saskatchewan | 365 | 227 | 3 Hour 34 Minutes |
| Crowsnest (Hwy 3) in Alberta/BC | 403 | 251 | 4 Hour |
| Carway (Hwy 2) in Alberta/Montana | 409 | 254 | 4 Hour 4 Minutes |
| Walsh (Hwy 1) in Alberta/Saskatchewan | 498 | 310 | 5 Hour |

Source: McSweeney & Associates from Google Maps.

7.2. Rail Services

The nearest commercial rail services are Edmonton and Calgary, which are serviced by both CN Rail and Canadian Pacific. Red Arrow operates a bus line connecting Red Deer to passenger trains in Edmonton.



VIA Rail and Red Arrow Bus

The closest VIA Rail station is in the City of Edmonton. There is a Red Arrow Bus that connects Red Deer to Edmonton VIA Rail services - <https://www.viarail.ca/en>

CN Rail

CN is a leader in the North American rail industry. Following its acquisition of Illinois Central in 1999, WC in 2001 and GLT in 2004, as well as its partnership agreement with BC Rail in 2004, CN provides shippers with more options and greater reach in the rapidly expanding market for north-south trade.

Closest CN Intermodal Station (with speed gate)

Edmonton, AB
 12311 – 184th Street NW, T5V 1T3
 Phone: 1-866-896-6601
 Port Code: 702
 Mon-Sun: 24 hours daily

Canadian Pacific

CP has numerous routing options across Canada and through the U.S. as well as excellent North American reach through gateways with all Class I railways. CP has extensive Canadian and U.S. short line partners and serves to lead Atlantic and Pacific port facilities.

| Canadian Head Office: | Closest Transload Facility: | Closest Intermodal Facility: |
|---|---|--|
| Canadian Pacific 7550 Ogden Dale Road S.E. Calgary, AB T2C 4X9 Canada 1-888-333-6370 | Edmonton TFR 6040 - 99 Street Edmonton, AB Phone: 403-319-6476 | Edmonton Intermodal Terminal 10155 – 39 Ave NW Edmonton, AB Phone: 1-888-333-8111 |

7.3. Airports

The main airports that serve the Town of Sylvan Lake are listed below. Moreover, the Town of Sylvan Lake has access to two international airports within 2 hours drive time: Edmonton International Airport and Calgary International Airport.


Table 30: Regional Airports

| Name | Location | Code/Elevation |
|--|--|---------------------------------|
| Edmonton International Airport | 1000 Airport Rd, Edmonton International Airport, AB T9E 0V3 Phone: (780) 890-8900 | Code: YEG Elevation: 723 m |
| Calgary International Airport | 2000 Airport Rd NE, Calgary, AB T2E 6W5 Phone: (403) 735-1200 | Code: YYC Elevation: 1,084 m |
| Stettler Airport | Stettler, AB T0C 2L0 | Elevation: 819 m |
| Red Deer Airport | 3801 Airport Dr, Springbrook, AB T4S 2E8 Phone: (403) 886-4388 | Code: YQF Elevation: 905 m |
| Lacombe Airport | 3910 63 Ave, Lacombe, AB T4L 0E5 Phone: (403) 896-7175 | Elevation: 848 m |
| Ponoka Industrial (Labrie Field) Airport | Ponoka County, AB T0C 0Y0 Phone: (403) 704-4114 | Elevation: 814 m |
| Rimbey Airport | Rimbey, AB T0C 2J0 Phone: (403) 886-4547 | Elevation: 903 m |
| Innisfail Airport | Markerville, AB T0M 1M0 | Elevation: 920 m |
| Rocky Mountain House Airport | Clearwater County, AB T0M 0C0 Phone: (403) 845-4742 | Code: YRM Elevation: 989 m |

Source: McSweeney & Associates from Google Maps

8. TAXES AND UTILITIES

This section describes the taxes (local, provincial and federal), cost of water and sewer connection, waste management rates and sites, and natural gas and electricity rates.



8.1. Local Property Tax Rates

Table 31: Local Property Tax Rates, 2022

| 2022 Mill Rate – Combined (Town, County and Education) | | | | |
|--|-------------------|------------------|-----------------------|-------------------------|
| | Residential | Commercial | Designated Industrial | Machinery and Equipment |
| Municipal | .00596342 | .01056160 | .01056160 | |
| School | .00260790 | .00388120 | .00388120 | |
| Lodge | .00012382 | .00012382 | .00012382 | .00012382 |
| Recreation | .00035465 | .00035465 | .00035465 | .00035465 |
| Transportation | .00019645 | .00019645 | .00019645 | .00019645 |
| Designated Industrial | | | .00007660 | |
| Total | 0.00924624 | 0.0151177 | 0.01519432 | 0.01123650 |

Source: Town of Sylvan Lake <https://www.sylvanlake.ca/en/public-services/property-taxes.aspx>

8.2. Federal and Provincial Income Tax Rates

Table 32: Corporate Taxes – General Corporation (2021/2022)

| Corporate Tax Rates – Non-Canadian Controlled | 2021 | 2022 |
|---|----------|----------|
| Combined Federal and Provincial | % | % |
| General/Manufacturing and Processing/Investment | 23.0 | 23.0 |
| General; Active Business Income | 23.0 | 23.0 |

Source: <https://assets.kpmg/content/dam/kpmg/ca/pdf/2022/01/ca-tax-facts-2021-2022-en.pdf>

Table 33: Corporate Taxes – Canadian Controlled (2020/2021)

| Corporate Tax Rates - Canadian Controlled | 2021 | 2022 |
|---|----------|----------|
| Combined Federal and Provincial | % | % |
| Small Business Income up to \$500,000 | 11 | 11 |
| General; Active Business Income | 23 | 23 |
| Investment Income | 46.7 | 46.7 |

Source: <https://assets.kpmg/content/dam/kpmg/ca/pdf/2022/01/ca-tax-facts-2021-2022-en.pdf>

Table 34: Personal Income Tax, 2021- 2022

| 2021-22 Combined Federal and Provincial Tax Rates | | | | |
|---|--------------|---------------|--------------------|--------------|
| 2022 Taxable Income | Other Income | Capital Gains | Canadian Dividends | |
| | | | Eligible | Non-Eligible |
| first \$50,197 | 25.00% | 12.50% | 2.57% | 15.86% |
| over \$50,197 up to \$100,392 | 30.50% | 15.25% | 10.16% | 22.18% |
| over \$100,392 up to \$131,220 | 36.00% | 18.00% | 17.75% | 28.51% |
| over \$131,220 up to \$155,625 | 38.00% | 19.00% | 20.51% | 30.81% |
| over \$155,625 up to \$157,464 | 41.38% | 20.69% | 25.17% | 34.70% |
| over \$157,464 up to \$209,952 | 42.38% | 21.19% | 26.55% | 35.85% |
| over \$209,952 up to \$221,708 | 43.38% | 21.69% | 27.93% | 37.00% |
| over \$221,708 up to \$314,928 | 47.00% | 23.50% | 32.93% | 41.16% |
| over \$314,928 | 48.00% | 24.00% | 34.31% | 42.31% |

*Marginal tax rate for dividends is a % of actual dividends received (not grossed-up taxable amount).
Marginal tax rate for capital gains is a % of total capital gains (not taxable capital gains).
Gross-up rate for eligible dividends is 38%, and for non-eligible dividends is 15%.*

| Basic Personal Amount | | |
|-----------------------|-------------|---------------|
| Level | 2022 Amount | 2022 Tax Rate |
| Federal | \$14,398 | 15% |
| Alberta | \$19,369 | 10% |

Source: <https://www.taxtips.ca/taxrates/ab.htm>

Table 35: Sales Tax

| Sales Tax | 2022 |
|----------------------------|------|
| Federal GST (sales tax) | 5% |
| Provincial GST (sales tax) | N/A |

Source: <https://www.taxtips.ca/salestaxes/sales-tax-rates-2021.htm>

8.3. Water/Wastewater and Waste Management

Table 36: Residential/Commercial Rates, 2022

| Water, Wastewater, Garbage and Recycling Rates | | |
|--|--|---------------|
| | Residential | Commercial |
| Water base | \$38.67 | \$38.67 |
| Water Usage | \$0.85 per m3 | \$0.85 per m3 |
| Sewer base | \$24.82 | \$24.82 |
| Sewer Collection | \$2.75 per m3 (as per water consumption) | |
| Garbage base | \$19.50 | N/A- |
| Recycling base | \$6.50 | \$7.25 |

Source: Town of Sylvan Lake: <https://www.sylvanlake.ca/en/public-services/utilities.aspx>



The Town is serviced by the City of Red Deer Waste Management Facility for landfill services. The following table provides hours of operation and tipping fees for the landfill.

Table 37: Landfill and Tipping Fees

| Waste Management 2019 | | | |
|---|---|--------------------|----------------|
| Landfill | | | |
| Site, Address and Contact | Red Deer Waste Management Facility | | |
| | 1709 – 40 Avenue (on the east side of 40 Avenue, south of 19 Street) Red Deer, AB T4S 0B5 Phone: 403-340-BLUE (8253) | | |
| Operation Hours | Summer Hours: Summer Hours: April 1 – October 31 | | |
| | Day | Hours | |
| | Monday - Friday | 7 a.m. - 6:30 p.m. | |
| | Saturday | 7 a.m. - 5:30 p.m. | |
| | Sunday | Closed | |
| | Winter Hours: November 1 – March 31 | | |
| | Day | Hours | |
| Monday - Saturday | 7 a.m. - 5:30 p.m. | | |
| Sunday | Closed | | |
| The facility is open on all statutory holidays except Christmas Day and New Year's Day. | | | |
| Tipping Fees (effective February 1, 2022) | Materials for Disposal | Rate per Tonne | Minimum Charge |
| | Solid Waste (includes residential waste, commercial waste, construction, and demolition waste) | \$77.50 | \$7 |
| | Special Waste (waste requiring special handling e.g., asbestos) Please note: 24 hours' notice is required for Special Waste. Phone 403-340-BLUE (2583) | \$97.50 | \$97.50 |
| | Recyclable Materials | Rate per Tonne | Minimum Charge |

| | | |
|--|---|-----|
| Yard Waste (including grass, garden waste, branches, and leaves) | \$66 | \$7 |
| White Wood Pallets, White Dimensional Lumber, and Evergreen Branches | \$66 | \$7 |
| Unpainted Gypsum Drywall | \$66 | \$7 |
| Asphalt Shingles | \$66 | \$7 |
| Scrap Metal (including propane tanks and white good appliances - an additional flat fee of \$25 will be charged for appliances containing Freon) | \$66 | \$7 |
| Flat fee for appliances containing Freon (refrigerators, freezers, air conditioners, water coolers, etc.) | \$25/item (in addition to rate per tonne) | |
| Household Hazardous Waste | No Charge | |
| Residential Paint Products | No Charge | |
| Electronic Waste | No Charge | |
| Tires | No Charge | |

Sources: <https://www.reddeer.ca/city-services/garbage-recycling--organics/waste-management-facility-landfill/>



Transfer Stations

| Site Name | Location | Operation Hours |
|-------------------------------------|--|---|
| Sylvan Lake Transfer Station | 5150 30 Street, Sylvan Lake, AB Find us one km east of the roundabout on Highway 11A, and 0.5 km south on 30 Street (RR 12) | Winter Hours: November - March, Wednesday - Saturday, 9:00 AM to 5:00 PM, Closed Sundays and statutory holidays Summer Hours: April - October, Monday - Saturday, 9:00 AM to 5:00 PM, Open until 8:00 PM on Wednesdays, Closed Sundays and statutory holidays |
| Caroline Transfer Station | SW-18-36-6 W5M *Near* Range Road 65A (386 meters SE), Clearwater County, AB | Sunday 10 am - 2 pm Tuesday 2:30 pm - 5 pm (6 pm in summer) Wednesday 2:30 pm - 5 pm (6 pm in summer) Saturday 2:30 pm - 5 pm (6 pm in summer) |
| Crammond Transfer Station | SW-16-35-5 W5M | Sunday 2:30 pm - 5 pm (6 pm in summer) Tuesday 10 am - 2 pm Wednesday 10 am - 2 pm Saturday 10 am - 2 pm |
| Leslieville Transfer Station | SE-2-39-5 W5M | Tuesday 10 am - 5 pm (6 pm in summer) Wednesday 10 am - 5 pm (6 pm in summer) Saturday 10 am - 2 pm |
| Crossroads Transfer Station | SE-26-40-5 W5M *Near* 761 Highway (226 meters NE) Clearwater County, AB | Thursdays - 10 am-5 pm (6 pm in summer) Saturday - 2:30-5 pm (6 pm in summer) |
| Cow Lake Transfer Station | SW-26-38-8 W5M 384034 752 Highway Clearwater County, AB | Sunday 2:30-5 pm (6 pm in summer) Wednesday 10-2 pm |
| Everdell Transfer Station | SE-3-38-7 W5M 71675 Township Road 380 Clearwater County, AB | Sunday - 10-2 pm Wednesday - 2:30-5 pm (6 pm in summer) |

| | | |
|---------------------------------|--|---|
| Nordegg Transfer Station | *Near* 734 Highway (0.5 km NE) | Sunday 12 am - 5 pm (6 pm in summer) |
| | Clearwater County, AB SW 32-40-15 W5M | Monday 10am - 2 pm Wednesday 2:30 pm - 5 pm (6 pm in summer) |
| NE 10 43-6 W5M | | |
| Faraway Transfer Station | *Near* 53 Highway (405 meters S) | Tuesday 10 am - 2 pm |
| | Clearwater County, AB | Saturday 2:30 pm - 5 pm (6 pm in summer) |
| 5313 44th Avenue | | |
| Rocky Transfer Station | Rocky Mountain House, AB | Open Monday thru Saturday 8 am - 6 pm year around |
| | T4T-1A3 | |

Sources: <http://www.myrockywaste.com/transfer-stations>



8.4. Electricity

In the Town of Sylvan Lake, Fortis Alberta is the provider of the electrical infrastructure, but there are numerous retailers that residents and businesses may purchase their services from. [Click here for a complete list of retailer and price comparisons.](https://ucahelps.alberta.ca/)



Service Provider: Fortis Alberta

Head Office Address:

320 - 17 Avenue SW
Calgary, AB, T2S 2V1

Phone: 403-310-8043

Table 38: Commercial Rates, Fortis Alberta

| Small General Service | Transmission Component | Distribution Component | Total Distribution Tariff |
|--|------------------------|------------------------|---------------------------|
| For the first 6.575 kWh /kW of Capacity/day | 0.5199¢/kWh | 1.3735¢/kWh | 1.8934¢/kWh |
| All additional kWh | 0.5199¢/kWh | — | 0.5199¢/kWh |
| Oil and Gas Service | Transmission Component | Distribution Component | Total Distribution Tariff |
| Service Charge for the first 3 kW of Capacity y | \$0.3423/kW-day | \$0.95105/kW-day | \$1.29335/kW-day |
| For the next 12 kW of Capacity | \$0.3423/kW-day | \$0.68477/kW-day | \$1.02707/kW-day |
| For all additional kW of Capacity greater than 15 kW | \$0.3423/kW-day | \$0.64701/kW-day | \$0.98931/kW-day |
| For all kWh delivered | 0.5274¢/kWh | — | 0.5274¢/kWh |

Source: Fortis Alberta https://www.fortisalberta.com/docs/default-source/default-document-library/2021-october-rates-options-and-riders.pdf?sfvrsn=84639e1b_7


Table 39: General and Large Service Rates, 2019

| General Service | Transmission Component | Distribution Component | Total Distribution Tariff |
|--|------------------------|------------------------|---------------------------|
| Charge for the first 50 kW of Capacity | \$0.14784/kW-day | \$0.24768¢/kW-day | \$0.41534/kW-day |
| For the next 450 kW of Capacity | \$0.14784/kW-day | \$0.11115¢/kW-day | \$0.26789/kW-day |
| For all kW of Capacity greater than 500 kW | \$0.14784/kW-day | \$0.08493¢/kW-day | \$0.23957/kW-day |
| For all kWh delivered | 0.5315¢/kWh | — | 0.5315¢/kWh |
| For all kW of Peak Metered Demand | \$0.27291/kW-day | — | \$0.27291/kW-day |
| Large Service | Transmission Component | Distribution Component | Total Distribution Tariff |
| Service Charge | — | \$23.88/day | \$23.88/day |
| For all kW of Capacity | \$0.12509/kW-day | \$0.02393/kW-day | \$0.14902/kW-day |
| For each Contract kilometre | — | \$20.8590/km-day | \$20.8590/km-day |
| For all kWh delivered | 0.5170¢/kWh | — | 0.5170¢/kWh |
| For all kW of Peak Metered Demand | \$0.21908/kW-day | — | \$0.21908/kW-day |

Source: Fortis Alberta: https://www.fortisalberta.com/docs/default-source/default-document-library/2021-october-rates-options-and-riders.pdf?sfvrsn=84639e1b_7

8.5. Natural Gas

In the Town of Sylvan Lake, ATCO provides the natural gas infrastructure, but there are numerous retailers that residents and businesses may purchase their services from. Please refer to this site for price range and comparisons: <https://ucahelps.alberta.ca>.



Service Provider: ATCO

Head Office Address:

320 - 17 Avenue SW
 Calgary, AB, T2S 2V1

Phone: 1-844-687-2826

For commercial/industrial customers who purchase their natural gas supply from ATCO Gas Distribution:

Table 40: Natural Gas Distribution - North Delivery Service Rates

| | Description | Fixed Charge (\$/daily) | Variable Energy (\$/GJ) | 24 Hr Demand (\$/GJ/Day) |
|----------------|--|-------------------------|-------------------------|--------------------------|
| Low Use | Delivery Service (<1200 GJ/YR) | 1.064 | 1.059 | |
| | Transmission Service Charge Rider T | | 1.074 | |
| Mid Use | Delivery Service (1200-8000 GJ/YR) | 2.025 | 1.124 | 1.030 |
| | Transmission Service Charge Rider T | | | |
| High Use | Delivery Service (>8000 GJ/YR) | 7.559 | | 0.205 |
| | Transmission Service Charge Rider T | | | 0.290 |
| Ultra High Use | Delivery Service (>100,000 GJ/YR) | 8.651 | | .0187 |
| | Transmission Service Charge Rider T | | | .0290 |
| ATA | Delivery Service (<40 GJ/YR) | 0.464 | 6.701 | |
| | Transmission Service Charge Rider T | | 1.074 | |
| Producer | Delivery Service (injecting gas into system) | 182.868 | | 0.207 |
| Emergency | Emergency Service | 15.00 | 0.846 | |

Unmetered Lights Unmetered Gas Lights (per mantle) 0.099

Rider E ATCO Gas Deemed Value \$5.797/GJ

Source: <https://www.atco.com/en-ca/for-home/natural-gas/rates-billing/current-rates.html>

9. BUSINESS SUPPORT PROGRAMS AND SERVICES

9.1. National and Provincial Support

The following organizations support businesses by facilitating commercialization, workforce development, research and development, export growth and raising capital funding. For a complete list of funding, grants, and tax credits available to businesses located in Sylvan Lake please see the [Appendix](#).

Table 41: National and Provincial Business Support Organizations

| Federal Departments/National Agencies | |
|---|---|
| Name | URL |
| Federation of Canadian Municipalities | https://www.fcm.ca/home.htm |
| Futurpreneur Canada | http://www.futurpreneur.ca/en/ |
| Business Development Bank of Canada | https://www.bdc.ca/en/pages/home.aspx |
| Canada Business - Business Start-up Assistant | https://www.canada.ca/en/services/business/start/support-financing.html |
| Business Development Bank of Canada | https://www.bdc.ca/en/pages/home.aspx |
| Export Development Canada | http://www.edc.ca/en/Pages/default.aspx |
| Innovation, Science and Economic Development Canada | http://www.ic.gc.ca/eic/site/icgc.nsf/eng/home |
| Economic Developers Association of Canada | https://edac.ca/ |
| Canadian Business Network | https://www.canadabusiness.ca/eng/ |
| Canada Post | www.canadapost.ca |
| Fundica | https://www.fundica.com/ |
| CoopZone | http://www.coopzone.coop/ |
| Tools and Financing for Aboriginal Business | https://www.ccab.com/tfab/ |

Source: Sylvan Lake and McSweeney & Associates

Provincial Departments/Agencies

| Name | URL |
|--|---|
| Alberta Ministry of Agriculture, Forestry and Rural Economic Development | https://www.alberta.ca/agriculture-forestry-and-rural-economic-development.aspx |
| Alberta Ministry of Infrastructure | https://www.alberta.ca/infrastructure.aspx |
| Alberta Ministry of Labour and Immigration | https://www.alberta.ca/labour-and-immigration.aspx |
| Alberta Ministry of Municipal Affairs | https://www.alberta.ca/municipal-affairs.aspx |
| Alberta Ministry of Jobs, Economy & Innovation | https://www.alberta.ca/jobs-economy-and-innovation.aspx |

Source: Sylvan Lake and McSweeney & Associates



9.2. Local/Regional Support

Below is a list of agencies at the local/regional level involved in business support and development.

Table 42: Local Business Support

| Regional/Local/Other Departments/Agencies | |
|---|---|
| Name | URL |
| Inno-Tech Alberta | https://innotechalberta.ca/ |
| The Business Link | businesslink.ca/ |
| Alberta Women Entrepreneurs | https://www.awebusiness.com/ |
| Community Futures East Parkland | https://eastparkland.albertacf.com/ |
| Community Futures Central Alberta | https://central.albertacf.com/ |
| Economic Development Alberta | www.edaalberta.ca/ |
| Alberta Chambers of Commerce, AB | http://www.abchamber.ca/ |
| Alberta Innovates | https://albertainnovates.ca/ |
| Sylvan Lake Chamber of Commerce | https://sylvanlakechamber.com/ |
| Western Economic Diversification Canada | https://www.wd-deo.gc.ca/eng/home.asp |
| Alberta's agri-food industry | https://www.alberta.ca/agri-food.aspx |
| Central Alberta Access Prosperity | https://accessprosperity.ca/ |
| Central Alberta Economic Partnerships | https://caepalberta.com/ |
| Central Alberta Regional Innovation Network (CARIN) | https://www.ca-rin.ca/ |
| Alberta Small Business Resources | www.smallbusiness.alberta.ca/ |

Source: Sylvan Lake and McSweeney & Associates



APPENDIX A – PROVINCIAL AND FEDERAL INCENTIVES

| Capital | Web |
|---|---|
| AgriCompetitiveness Program | https://agriculture.canada.ca/en/agricultural-programs-and-services/agricompetitiveness-program |
| Canada Small Business Financing Program - Industry Canada | http://www.ic.gc.ca/eic/site/csbf-pfpec.nsf/eng/Home |
| Futurpreneur Canada Newcomer Program | https://www.futurpreneur.ca/en/get-started/financing-and-mentoring/newcomer/ |
| Investments in Forest Industry Transformation | http://www.nrcan.gc.ca/forests/federal-programs/13139 |
| Metis Voyageur Development Fund | http://www.mvdf.ca/ |
| SD Tech Fund | https://www.sdtc.ca/en/ |
| Strategic Innovation Fund: Stream 2 | http://www.ic.gc.ca/eic/site/125.nsf/eng/home |
| Aboriginal Economic Partnerships Program (AEPP) | https://open.alberta.ca/publications/aboriginal-economic-partnerships-program-application-guidelines |
| Alberta Investor Tax Credit (AITC) | https://www.alberta.ca/alberta-investor-tax-credit.aspx |
| Capital Investment Tax Credit (CITC) | https://www.alberta.ca/capital-investment-tax-credit.aspx |
| Alberta Innovates - Clean Technology Business Innovation (CTBI) Voucher Program | https://albertainnovates.ca/app/uploads/2019/05/Clean-Technology-Business-Innovation-PROGRAM-GUIDE-FINAL-May-23-2019.pdf |
| Alberta Enterprise Corporation | http://www.alberta-enterprise.ca/ |
| CIP Project-Based Grant | https://www.alberta.ca/cip-project-based-grant.aspx |
| CIP Operating Grant | https://www.alberta.ca/cip-operating-grant.aspx |
| CIP Major Cultural and Sport Events Grant | https://www.alberta.ca/cip-major-cultural-sport-events-grant.aspx |
| Western Diversification Program | https://www.wd-deo.gc.ca/eng/301.asp |
| Economic Development Initiative | https://www.wd-deo.gc.ca/eng/11564.asp |

Source: McSweeney & Associates

| Community Development | Web |
|---|---|
| Tourism Growth Innovation Fund | https://open.alberta.ca/publications/tourism-growth-innovation-fund |
| Government of Alberta – SPAR: Podium Alberta Grants | https://sportcalgary.ca/grants-funding-awards/government-of-alberta-spar-podium-alberta-grants |
| Engagement Operating Grant Program | https://open.alberta.ca/publications/engagement-operating-grant-program-guidelines |
| Leadership and Certification Operating Grant Program Guidelines | https://open.alberta.ca/publications/leadership-and-certification-operating-grant-program-guidelines |
| Alberta Blue Cross - Healthy Communities Grant | https://www.community.ab.bluecross.ca/programs/built-together.php |
| Alberta Indigenous Solar Program | https://open.alberta.ca/publications/alberta-indigenous-solar-program-application-guidelines |
| Alberta Municipal Water/Wastewater Partnership (AMWWP) | http://www.transportation.alberta.ca/2719.htm |
| First Nations Development Fund Grant Program | https://www.alberta.ca/first-nations-development-fund-grant-program.aspx |
| Alberta Community Resilience Program | https://www.alberta.ca/alberta-community-resilience-program.aspx |

Source: McSweeney & Associates



| Commercialization | Web |
|---|---|
| Canadian Technology Accelerators | https://www.tradecommissioner.gc.ca/cta-atc/index.aspx?lang=eng |
| AgrilInnovate Program | https://agriculture.canada.ca/en/agricultural-programs-and-services/agriinnovate-program |
| CDMN Soft Landing Program | https://canadastechnetwork.ca/program/soft-landing |
| Industrial Research Assistance Program (IRAP) - National Research Council Canada | http://www.nrc-cnrc.gc.ca/eng/ibp/irap/about/index.html |
| Investments in Forest Industry Transformation | http://www.nrcan.gc.ca/forests/federal-programs/13139 |
| SD Tech Fund | https://www.sdtc.ca/en/ |
| Aboriginal Business and Entrepreneurship Development | https://www.isc-sac.gc.ca/eng/1100100032796/1610546385227 |
| Alberta Innovates - Cross Sectoral Investments (Alberta Innovation Voucher and Micro-Voucher Programs) | https://albertainnovates.ca/programs/voucher/ |
| Alberta Innovates - Cross Sectoral Investments (Product Demonstration Program) | https://albertainnovates.ca/programs/product-demonstration-program/ |
| Alberta Innovates - Cross Sectoral Investments (Alberta-Jalisco Innovation and Commercialization Program) | https://albertainnovates.ca/focus-areas/entrepreneurial-investments/alberta-jalisco/ |
| Strategic and International Technology Partnerships | https://www.alberta.ca/international-partnerships.aspx |
| Alberta-Europe Technology Collaboration Fund | https://eccir.ca/alberta-europe-technology-collaboration-fund/ |

Source: McSweeney & Associates



| Media (Digital and Other) | Web |
|--|---|
| Canadian Media Fund | https://cmf-fmc.ca/ |
| Film or Video Production Services Tax Credit (PSTC) | https://www.canada.ca/en/canadian-heritage/services/funding/cavco-tax-credits/film-video-production-services.html |
| Theatre Individual Project Funding | https://www.affta.ab.ca/funding/find-funding/theatre-individual-project-funding-0 |
| Major Arts Presenters Operating Funding | https://www.affta.ab.ca/funding/find-funding/major-arts-presenters-operating-funding |
| Emerging Curator Fellowship | https://www.affta.ab.ca/funding/find-funding/emerging-curator-fellowship |
| Visual Arts and New Media Individual Project Funding | https://www.affta.ab.ca/funding/find-funding/visual-arts-and-new-media-individual-project-funding |
| Public Art Galleries Operating Funding | https://www.affta.ab.ca/funding/find-funding/public-art-galleries-operating-funding |
| Film and Video Arts Scholarship | https://www.affta.ab.ca/funding/find-funding/film-and-video-arts-scholarship |
| Indigenous Arts Individual Project Funding | https://www.affta.ab.ca/funding/find-funding |
| Professional Performing Arts Organizations Operating Funding | https://www.affta.ab.ca/funding/find-funding/professional-performing-arts-organizations-operating-funding |
| Provincial Arts Service Organizations Operating Funding | https://www.affta.ab.ca/funding/find-funding/provincial-arts-service-organizations-operating-funding |
| Film and Video Individual Project Funding | https://www.affta.ab.ca/funding/find-funding/film-and-video-individual-project-funding |
| Arts Presenting Project Funding | https://www.affta.ab.ca/funding/find-funding/arts-presenting-project-funding |
| Community Support Organizations Operating Funding | https://www.affta.ab.ca/funding/find-funding/community-support-organizations-operating-funding |

| | |
|---|---|
| Music Individual Project Funding | https://www.affta.ab.ca/funding/find-funding/music-individual-project-funding |
| Dance Individual Project Funding | https://www.affta.ab.ca/funding/find-funding/dance-individual-project-funding |
| Indigenous Arts Projects for Organizations | https://www.affta.ab.ca/funding/find-funding/indigenous-arts-projects-organizations |
| Screen-based Production Grant | https://www.alberta.ca/screen-based-production-grant.aspx |
| Alberta Project Script Development Grant | https://www.alberta.ca/alberta-project-script-development-grant.aspx |
| Post-Production, Visual Effects and Digital Animation Grant (PPG) | https://www.alberta.ca/post-production-visual-effects-digital-animation-grant.aspx |
| Cultural Industry Support Organizations Operating Grant | https://www.alberta.ca/cultural-industry-support-organizations-operating-grant.aspx |
| Cultural Industry Organizations Project Grant | https://www.alberta.ca/cultural-industry-organizations-project-grant.aspx |

Source: McSweeney & Associates

| Energy | Web |
|---|---|
| Canadian Industry Program for Energy Conservation (CIPEC) | http://www.nrcan.gc.ca/energy/efficiency/industry/cipec/5153 |
| IESO Conservation Fund | http://www.ieso.ca/get-involved/funding-programs/conservation-fund/cf-overview |
| ecoENERGY Efficiency for Industry Program: ISO 50001 | http://www.nrcan.gc.ca/energy/efficiency/industry/financial-assistance/5387 |
| Save on Energy | https://www.saveonenergy.ca/Business.aspx |
| SD Tech Fund | https://www.sdte.ca/en/ |
| Alberta Indigenous Community Energy Program | https://open.alberta.ca/publications/aicep-guidelines |
| Alberta Innovates - Clean Energy (Clean Technology) | https://albertainnovates.ca/programs/renewable-and-alternative-energy/ |
| Alberta Innovates - Clean Energy (Advanced Hydrocarbons) | https://albertainnovates.ca/programs/cleaner-hydrocarbon-production/ |
| Alberta Innovates - Water and Land (Tailings Management) | https://albertainnovates.ca/programs/water-innovation/ |

| | |
|--|---|
| Petrochemicals Diversification Program | https://www.alberta.ca/alberta-petrochemicals-incentive-program.aspx |
| Coal Community Transition Fund | https://www.alberta.ca/coal-community-transition-fund.aspx |
| Alberta Indigenous Solar Program | https://open.alberta.ca/publications/alberta-indigenous-solar-program-application-guidelines |

Source: McSweeney & Associates

| Export | Web |
|--|---|
| Canadian Commercial Corporation (CCC) | http://www.ccc.ca/ |
| New Exporters to Border States (NEBS) | https://altitudeaccelerator.ca/opportunity/new-exporters-to-border-states-nebs-program/ |
| CanExport Program | https://www.tradecommissioner.gc.ca/funding-financement/canexport/index.aspx?lang=eng |
| Expanding Market Opportunities Program | http://www.nrcan.gc.ca/forests/federal-programs/13133 |
| Going Global Innovation | http://tradecommissioner.gc.ca/funding-financement/ggi-vmi/index.aspx?lang=eng |
| SME Export Support Fund | https://www.alberta.ca/export-support-fund.aspx |

Source: McSweeney & Associates

| Human Resources and Training | Web |
|--|---|
| Apprenticeship Job Creation Tax Credit - Canada Revenue Agency | http://www.cra-arc.gc.ca/tx/ndvdl/tpcs/ncm-tx/rtrn/cmpltng/ddctns/Ins409-485/412/jctc-eng.html |
| Canada Summer Jobs | https://www.canada.ca/en/employment-social-development/services/funding/canada-summer-jobs.html |
| Canadian Institutes of Health Research | http://www.cihr-irsc.gc.ca/e/37788.html |
| Concierge Service - Government of Canada | https://nrc.canada.ca/en/stories/concierge-service-helping-make-expansion-dreams-reality-small-business |
| Industrial Research Assistance Program (IRAP) - National Research Council Canada | http://www.nrc-cnrc.gc.ca/eng/ibp/irap/about/index.html |

| | |
|---|---|
| MITACS Accelerate | http://www.mitacs.ca/accelerate |
| NSERC CRD | http://www.nserc-crsng.gc.ca/Professors-Professeurs/RPP-PP/CRD-RDC_eng.asp |
| Skills Link Program | http://www.servicecanada.gc.ca/eng/epb/yi/yep/newprog/skillslink.shtml |
| Youth Employment Program - National Research Council Canada | http://www.nrc-cnrc.gc.ca/eng/irap/services/youth_initiatives.html |
| Alberta Innovates - Cross Sectoral Investments (Alberta Entrepreneurship Incubator Program) | https://albertainnovates.ca/focus-areas/entrepreneurial-investments/ |
| Alberta Innovates - Clean Technology Development (CTD) program | https://albertainnovates.ca/app/uploads/2019/01/Clean-Tech-Dev-Program-Guide-Open-Call-2.pdf |
| Alberta Innovates - Clean Technology Networks Program | https://albertainnovates.ca/impact/newsroom/advancing-clean-technology-solutions/ |
| Alberta Innovates - Clean Technology Facilities Support Program | https://albertainnovates.ca/app/uploads/2018/07/Clean-Technology-Facilities-Support-program-guide.pdf |
| Tourism Entrepreneurship Startup Seminar | https://open.alberta.ca/publications/9781460137598 |
| Tourism Entrepreneurial Support | https://industry.travelalberta.com/ |
| Youth Agriculture Education | https://cap.alberta.ca/CAP/program/YOUTH_EDUCATION |
| Canada-Alberta Job Grant | https://www.alberta.ca/canada-alberta-job-grant.aspx |
| Summer Temporary Employment Program (STEP) | https://open.alberta.ca/dataset/e1b352f5-792a-4d7c-b63a-0e5b0bdeac53/resource/75db83cf-fd9a-496b-8fbb-f1ee7f864cfa/download/stepguidelines.pdf |
| Training for Work programs | https://www.alberta.ca/training-work-programs.aspx |
| Indigenous Tourism | https://indigenoustourismalberta.ca/ |
| Leadership and Certification Operating Grant Program Guidelines | https://open.alberta.ca/publications/leadership-and-certification-operating-grant-program-guidelines |

| | |
|---|---|
| Indigenous Relations' (IR) First Nations Consultation Capacity Investment Program | https://fcm.ca/en/resources/cedi/first-nation-municipal-funding-resources |
|---|---|

Source: McSweeney & Associates

| Research and Development | Web |
|--|---|
| AgrilInnovation Program | https://agriculture.canada.ca/en/agricultural-programs-and-services/agriinnovate-program |
| AgriScience Program | https://agriculture.canada.ca/en/agricultural-programs-and-services/agriscience-program-projects |
| Canada Foundation for Innovation | http://www.innovation.ca/en/OurFunds |
| Canadian Institutes of Health Research | http://www.cihr-irsc.gc.ca/e/37788.html |
| Canadian International Innovation Program (CIIP) | https://www.tradecommissioner.gc.ca/funding-financement/ciip-pcii/index.aspx?lang=eng |
| Communications Research Centre Canada - Industry Canada | https://ised-isde.canada.ca/site/communications-research-centre-canada/en |
| Automotive Partnership Canada | http://www.apc-pac.ca/index_eng.asp |
| Canada Foundation for Innovation | https://www.innovation.ca/awards/innovation-fund |
| Industrial Research Assistance Program (IRAP) - National Research Council Canada | http://www.cra-arc.gc.ca/sred/ |
| MITACS Accelerate | https://www.mitacs.ca/en/programs/accelerate |
| NSERC Engage R&D | http://www.nrc-cnrc.gc.ca/eng/irap/services/youth_initiatives.html |
| Collaborative Technology Development and Demonstration Stream | http://www.ic.gc.ca/eic/site/125.nsf/eng/00002.html |
| Aboriginal Business and Entrepreneurship Development | https://www.isc-sac.gc.ca/eng/1100100032796/1610546385227 |
| Alberta Innovates - Bio Sector - Guest Speaker Support Program | https://albertainnovates.ca/what-we-offer/funding-grants/ |

| | |
|--|---|
| Alberta Innovates - Clean Energy (Advanced Hydrocarbons) | https://albertainnovates.ca/programs/cleaner-hydrocarbon-production/ |
| Alberta Innovates - Clean Energy (Clean Technology) | https://albertainnovates.ca/programs/renewable-and-alternative-energy/ |
| Alberta Innovates - Cross Sectoral Investments (Alberta Innovation Voucher and Micro-Voucher Programs) | https://albertainnovates.ca/programs/voucher/ |
| Alberta Innovates - Cross Sectoral Investments (Alberta Small Business Research and Innovation Initiative) | https://albertainnovates.ca/programs/alberta-small-business-innovation-and-research-initiative/ |
| Alberta Innovates - Clean Technology Development (CTD) program | https://albertainnovates.ca/app/uploads/2019/01/Clean-Tech-Dev-Program-Guide-Open-Call-2.pdf |
| Alberta Innovates - Clean Technology Facilities Support Program | https://albertainnovates.ca/app/uploads/2018/07/Clean-Technology-Facilities-Support-program-guide.pdf |
| Alberta Innovates - Clean Technology Large-Scale Demonstration and Innovative Deployment Program | https://albertainnovates.ca/app/uploads/2018/04/CCITF-Programs-April-25_2018-Webinar-Slidedeck-FINAL-V2.pdf |
| Value-Added Products to Markets | https://cap.alberta.ca/CAP/program/MARKETS_LARGE |
| Strategic Research and Development Grant Program | https://albertabusinesgrants.ca/grants/strategic-research-and-development-grant-program/ |
| Tourism Growth Innovation Fund | https://open.alberta.ca/publications/tourism-growth-innovation-fund |

Source: McSweeney & Associates

| Innovation | Web |
|---|---|
| Alberta Innovates - Bio Sector - New Collaborations (Prion) | https://albertainnovates.ca/programs/alberta-prion-research-institute/ |
| Going Global Innovation | http://tradecommissioner.gc.ca/funding-financement/ggi-vmi/index.aspx?lang=eng |
| Build in Canada Innovation Program (BCIP) | https://buyandsell.gc.ca/initiatives-and-programs/build-in-canada-innovation-program-bcip/overview-of-bcip |
| Canada Periodical Fund | https://www.canada.ca/en/canadian-heritage/services/funding/periodical-fund.html |
| Canadian International Innovation Program (CIIP) | https://www.tradecommissioner.gc.ca/funding-financement/ciip-pcii/index.aspx?lang=eng |

| | |
|---|---|
| MaRS Catalyst Fund | https://impactinvesting.marsdd.com/mars-catalyst-fund/ |
| Connect to Innovate | https://ised-isde.canada.ca/site/connect-to-innovate/en |
| Matching Investment Fund - Canadian Dairy Commission (CDC) | http://www.milkingredients.ca/index-eng.php?id=127 |
| Centre of Excellence in Next Generation Networks (CENGN) | http://www.nce-rce.gc.ca/NetworksCentres-CentresReseaux/CECR-CECR/CENGN_eng.asp |
| Canada's New Superclusters | http://www.ic.gc.ca/eic/site/093.nsf/eng/00016.html |
| Bioenterprise Seed Funding | https://bioenterprise.ca/ |
| Alberta Innovates - Bio Sector - IDEal Program (Prion) | https://albertainnovates.ca/programs/alberta-prion-research-institute/ |
| Alberta Innovates - Bio Sector - Alberta Bio Future | https://albertainnovates.ca/programs/alberta-bio-future/ |
| Alberta Innovates - Health Innovations - Training and Early Career Development | https://albertainnovates.ca/programs/health-innovation-talent-development/ |
| Alberta Innovates - Clean Energy (Advanced Hydrocarbons) | https://albertainnovates.ca/programs/cleaner-hydrocarbon-production/ |
| Alberta Innovates - Clean Energy (Clean Technology) | https://albertainnovates.ca/programs/renewable-and-alternative-energy/ |
| Alberta Innovates - Cross Sectoral Investments (Product Demonstration Program) | https://albertainnovates.ca/programs/product-demonstration-program/ |
| Alberta Innovates - Cross Sectoral Investments (Alberta-China International Technology Partnership Program) | https://albertainnovates.ca/programs/alberta-china-international-technology-partnership/ |
| Alberta Innovates - Cross Sectoral Investments (Alberta-China International Technology Partnership Program) | https://albertainnovates.ca/programs/alberta-china-international-technology-partnership/ |
| Strategic and international technology partnerships | https://albertainnovates.ca/programs/global-partnerships/ |
| Alberta Innovates - Clean Technology Development (CTD) program | https://albertainnovates.ca/app/uploads/2019/01/Clean-Tech-Dev-Program-Guide-Open-Call-2.pdf |
| Alberta-Europe Technology Collaboration Fund | https://eccir.ca/alberta-europe-technology-collaboration-fund/ |
| Economic Development Initiative | https://www.wd-deo.gc.ca/eng/11564.asp |

Source: McSweeney & Associates

| Environment | Web |
|--|---|
| Alberta Community Resilience Program | https://www.alberta.ca/alberta-community-resilience-program.aspx |
| SD Tech Fund | https://www.sdtc.ca/en/ |
| Alberta Innovates - Clean Energy (Advanced Hydrocarbons) | https://albertainnovates.ca/programs/cleaner-hydrocarbon-production/ |
| Alberta Innovates - Cross Sectoral Investments (Alberta Innovation Voucher and Micro-Voucher Programs) | https://albertainnovates.ca/programs/voucher/ |
| Alberta Innovates - Clean Technology Development (CTD) program | https://albertainnovates.ca/app/uploads/2019/01/Clean-Tech-Dev-Program-Guide-Open-Call-2.pdf |
| Alberta Innovates - Clean Technology Business Innovation (CTBI) Voucher Program | https://albertainnovates.ca/app/uploads/2019/05/Clean-Technology-Business-Innovation-PROGRAM-GUIDE-FINAL-May-23-2019.pdf |
| Alberta Innovates - Clean Technology Facilities Support Program | https://albertainnovates.ca/funding-clean-technology/climate-change-innovation-and-technology-framework-ccitf/#CTD |
| Alberta Innovates - Clean Technology Large-Scale Demonstration and Innovative Deployment Program | https://albertainnovates.ca/app/uploads/2018/04/CCITF-Programs-April-25-2018-Webinar-Slidedeck-FINAL-V2.pdf |
| Alberta Innovates - Water and Land (Tailings Management) | https://albertainnovates.ca/programs/water-innovation/ |
| GreenSTEM | https://www.alberta.ca/greenstem.aspx |
| Alberta Municipal Water/Wastewater Partnership (AMWWP) | http://www.transportation.alberta.ca/2719.htm |
| EcoAction Community Funding Program | http://www1.agric.gov.ab.ca/general/progserv.nsf/all/pgmsrv221 |
| Bayer Crop Science Canada - Investing in Canadian communities | https://www.cropscience.bayer.ca/Our-Company/Community-Investment.aspx |

Source: McSweeney & Associates

consider yourself
invited

Learn how **Sylvan Lake** can fit in with your business investment or development strategy.

Amanda Mercer
Economic Development Officer (EDO)

T: 1 403 887 1185 Ext. 226
F: 1 403 887 3660
E: amercer@sylvanlake.ca
W: sylvanlake.ca/invest

Town of Sylvan Lake
Municipal Government Building
5012 48 Avenue
Sylvan Lake, AB, Canada T4S 1G6

